

SERV-RITE® Wire and Cable

Thermocouple and Thermocouple Extension Wire

Manufactured to Exacting Specifications

Since 1914, SERV-RITE® thermocouple wire and thermocouple extension wire have been known for premium performance and reliability. All stock and custom wire is manufactured in our plant where careful selection of materials, manufacturing equipment and quality controls assure superior uniformity.

This section presents popular available and custom wire. Watlow can custom manufacture wire using alloys and insulation types to meet your specific application demands.

All SERV-RITE thermocouple wire and thermocouple extension wire is manufactured under rigid quality controls. Watlow's wire products are manufactured following ISO 9001 standards. In addition, all EMF vs. temperature calibration procedures follow one or more of the following standards:

- ASTM E 207
- ASTM E 220
- AMS 2750

All testing has NIST traceability. Unless otherwise specified, all SERV-RITE thermocouple wire and extension wire are supplied to meet standard tolerances of ASTM E 230. Special tolerances are also available.

Performance Capabilities

- Compliance with recognized agency tolerances
- Insulation temperature ranges from -200 to 1290°C (-328 to 2350°F)
- Tolerances from $\pm 0.5^\circ\text{C}$ or ± 0.4 percent
- NIST calibration certificates



Features and Benefits

Usability

- Flexible Type E, J, K, N and T thermocouple wire can be used for virtually all applications

Compensation extension wire

- Permits fine tuning of temperature measuring circuits

Solid or stranded wire

- Meets specific application requirements

Wide selection of insulation types

- Meet temperature, chemical, moisture and abrasion resistance objectives

Color coding

- Available to comply with United States, United Kingdom, German, Japanese and IEC standards

Metallic overbraids and wraps

- Enhance abrasion resistance

UL® listed PLTC wire and cable

- For applications needing agency compliance

Stock RTD lead wire

- Meets virtually all industrial RTD applications

*Not an ASTM E 230 symbol.

UL® is a registered trademark of Underwriter's Laboratories, Inc.

SERV-RITE Wire and Cable



- All stock constructions available in 100, 250, 500 and 1,000 foot spools.

Stock Wire Products By Calibration

Part Number	Limits	Construction/ Description	Max. Rec. Opr. Temp	
			°C	(°F)
B20-5-304	Std.	Brd.Gls./Brd.Gls.	538	(1000*)
E20-1-304	Std.	Brd.Gls./Brd.Gls.	538	(1000)
E20-1-507	Std.	FEP/FEP	260	(500)
E20-5-502	Std.	PVC/PVC	105	(221)
E20-5-510	Std.	PVC/TWS/PVC	105	(221)
J16-5-313	Std.	Brd. Gls./Brd. Gls.	538	(1000*)
J16-5-502	Std.	PVC/PVC	105	(221)
J16-5-509	Std.	FEP/TWS/FEP	260	(500)
J16-5-510	Std.	PVC/TWS/PVC	105	(221)
J16-5-510-UL®	Std.	PVC/TWS/PVC	105	(221)
J16-7-515	Std.	ETFE/TWS/ETFE	199	(390)
J20-1-304	Std.	Brd.Gls./Brd.Gls.	538	(1000)
J20-2-304	Spc.	Brd.Gls./Brd.Gls.	538	(1000)
J20-2-314	Spc.	Brd. HT Gls./TW	871	(1600)
J20-1-321	Std.	Brd. HT Gls./Brd. HT Gls.	871	(1600)
J20-2-321	Spc.	Brd. HT Gls./Brd. HT Gls.	871	(1600)
J20-1-507	Std.	FEP/FEP	260	(500)
J20-2-507	Spc.	FEP/FEP	260	(500)
J20-1-508	Std.	Tp.TFE/Tp. TFE	316	(600)
J20-2-508	Spc.	Tp.TFE/Tp. TFE	316	(600)
J20-1-509	Std.	FEP/TWS/FEP	260	(500)
J20-1-512	Std.	Tp. P-mide/Tp. P-mide	427	(800)
J20-1-S-304	Std.	Brd.Gls./Brd.Gls.	538	(1000)
J20-2-513	Spc.	Tp. P-mide/Tp. P-mide	427	(800)
J20-3-304	Std.	Brd. Gls./Brd. Gls.	538	(1000)
J20-3-507	Std.	FEP/FEP	260	(500)
J20-3-512	Std.	Tp. P-mide/Tp. P-mide	427	(800)
J20-3-S-304	Std.	Brd. Gls./Brd. Gls./SS Brd.	538	(1000)
J20-5-502	Std.	PVC/PVC	105	(221)
J20-5-507	Std.	FEP/FEP	260	(500)
J20-5-509	Std.	FEP/TWS/FEP	260	(500)
J20-5-510	Std.	PVC/TWS/PVC	105	(221)
J20-5-510-UL®	Std.	PVC/TWS/PVC	105	(221)
J20-5-1004	Std.	PVC/TWS pr./PVC Cbl.	105	(221)
J20-5-1008	Std.	PVC/TWS pr./PVC Cbl.	105	(221)
J20-7-502	Std.	PVC/PVC	105	(221)
J20-7-510	Std.	PVC/TWS/PVC	105	(221)
J24-1-304	Std.	Brd.Gls./Brd.Gls.	538	(1000)
J24-2-304	Spc.	Brd.Gls./Brd.Gls.	538	(1000)
J24-1-505	Std.	PVC/Ripcord	105	(221)
J24-2-505	Spc.	PVC/Ripcord	105	(221)
J24-1-507	Std.	FEP/FEP	260	(500)
J24-2-507	Spc.	FEP/FEP	260	(500)
J24-1-508	Std.	Tp.TFE/Tp. TFE	316	(600)
J24-2-508	Spc.	Tp.TFE/Tp. TFE	316	(600)
J24-2-511	Spc.	Tp. P-mide/TW	427	(800)
J24-3-304	Std.	Brd. Gls./Brd. Gls.	538	(1000)
J24-3-507	Std.	FEP/FEP	260	(500)

Part Number	Limits	Construction/ Description	Max. Rec. Opr. Temp	
			°C	(°F)
J24-3-516	Std.	PFA/PFA	288	(550)
J28-1-305	Std.	Wrp. Dbl. Gls./Brd. Gls.	538	(1000)
J28-2-305	Spc.	Wrp. Dbl. Gls./Brd. Gls.	538	(1000)
J30-1-305	Std.	Wrp. Dbl. Gls./Brd. Gls.	538	(1000)
J30-2-305	Spc.	Wrp. Dbl. Gls./Brd. Gls.	538	(1000)
J30-2-308-002	Spc.	Dbl. Wrp. Cot./Brd. Cot.	88	(190)
J30-2-506	Spc.	FEP/FEP	260	(500)
K16-5-155	Std.	Brd. Gls./Brd. Stx.	343	(650*)
K16-5-157	Std.	Tp. TFE, Brd. Gls./Brd.Stx	343	(650*)
K16-5-313	Std.	Brd. Gls./Brd. Gls.	538	(1000*)
K16-5-502	Std.	PVC/PVC	105	(221)
K16-5-509	Std.	FEP/TWS/FEP	260	(500)
K16-5-510	Std.	PVC/TWS/PVC	105	(221)
K16-5-510-UL®	Std.	PVC/TWS/PVC	105	(221)
K16-7-155	Std.	Brd.Gls./Brd. Stx.	343	(650*)
K16-7-515	Std.	ETFE/TWS/ETFE	199	(390)
K18-7-503	Std.	PVC/Cotton/PVC	105	(221)
K20-1-301	Std.	Brd. Sil./Brd. Sil	1093	(2000)
K20-2-301	Spc.	Brd. Sil./Brd. Sil	1093	(2000)
K20-1-304	Std.	Brd.Gls./Brd.Gls.	538	(1000)
K20-2-304	Spc.	Brd.Gls./Brd.Gls.	538	(1000)
K20-2-314	Spc.	Brd. HT Gls./TW	871	(1600)
K20-1-321	Std.	Brd. HT Gls./Brd. HT Gls.	871	(1600)
K20-2-321	Spc.	Brd. HT Gls./Brd. HT Gls.	871	(1600)
K20-1-350	Std.	Brd. C.Fbr./Brd. C.Fbr.	1427	(2600)
K20-2-350	Spc.	Brd. C.Fbr./Brd. C.Fbr.	1427	(2600)
K20-1-355	Std.	Brd. C.Fbr./Brd. C.Fbr.	1427	(2600)
K20-2-355	Spc.	Brd. C.Fbr./Brd. C.Fbr.	1427	(2600)
K20-1-365	Std.	Brd. Sil./Brd. Sil.	1093	(2000)
K20-2-365	Spc.	Brd. Sil./Brd. Sil.	1093	(2000)
K20-1-507	Std.	FEP/FEP	260	(500)
K20-2-507	Spc.	FEP/FEP	260	(500)
K20-1-508	Std.	Tp.TFE/Tp. TFE	316	(600)
K20-2-508	Spc.	Tp.TFE/Tp. TFE	316	(600)
K20-1-509	Std.	FEP/TWS/FEP	260	(500)
K20-2-509	Spc.	FEP/TWS/FEP	260	(500)
K20-1-S-304	Std.	Brd.Gls./Brd.Gls.	538	(1000)
K20-2-513	Spc.	Tp. P-mide/Tp. P-mide	427	(800)
K20-1-517	Std.	PFA/TWS/PFA	288	(550)
K20-3-304	Std.	Brd. Gls./Brd. Gls.	538	(1000)
K20-3-507	Std.	FEP/FEP	260	(500)
K20-3-512	Std.	Tp. P-mide/Tp. P-mide	427	(800)
K20-3-S-304	Std.	Brd. Gls./Brd. Gls./SS Brd.	538	(1000)
K20-5-502	Std.	PVC/PVC	105	(221)
K20-5-507	Std.	FEP/FEP	260	(500)

CONTINUED

* Note: Recommended operating temperature limited to the extension grade alloy recommended temperature of 204°C (400°F).



SERV-RITE Wire and Cable

• All stock constructions available in 100, 250, 500 and 1,000 foot spools.

Stock Wire Products By Calibration (con't)

Part Number	Limits	Construction/Description	Max. Rec. Opr. Temp	
			°C	(°F)
K20-5-509	Std.	FEP/TWS/FEP	260	(500)
K20-5-510	Std.	PVC/TWS/PVC	105	(221)
K20-5-510-UL*	Std.	PVC/TWS/PVC	105	(221)
K20-5-1004	Std.	PVC/TWS pr./PVC Cbl.	105	(221)
K20-5-1008	Std.	PVC/TWS pr./PVC Cbl.	105	(221)
K20-7-502	Std.	PVC/PVC	105	(221)
K20-7-510	Std.	PVC/TWS/PVC	105	(221)
K24-1-304	Std.	Brd.Gls./Brd.Gls.	538	(1000)
K24-2-304	Spc.	Brd.Gls./Brd.Gls.	538	(1000)
K24-1-505	Std.	PVC/Ripcord	105	(221)
K24-2-505	Spc.	PVC/Ripcord	105	(221)
K24-1-507	Std.	FEP/FEP	260	(500)
K24-2-507	Spc.	FEP/FEP	260	(500)
K24-1-508	Std.	Tp.TFE/Tp. TFE	316	(600)
K24-2-508	Spc.	Tp.TFE/Tp. TFE	316	(600)
K24-2-306	Spc.	Brd.Gls./Brd.Gls.	538	(1000)
K24-2-513	Spc.	Tp. P-mide/Tp. P-mide	427	(800)
K24-2-516	Spc.	PFA/PFA	288	(550)
K24-3-304	Std.	Brd. Gls./Brd. Gls.	538	(1000)
K24-3-507	Std.	FEP/FEP	260	(500)
K28-2-305	Spc.	Wrp. Dbl. Gls./Brd. Gls.	538	(1000)
K30-1-305	Std.	Wrp. Dbl. Gls./Brd. Gls.	538	(1000)
K30-2-305	Spc.	Wrp. Dbl. Gls./Brd. Gls.	538	(1000)
K30-2-506	Spc.	FEP/FEP	260	(500)
S16-5-157	Std.	Tp. TFE, Brd. Gls./Brd.Stx	343	(650*)
S20-5-304	Std.	Brd.Gls./Brd.Gls.	538	(1000)
S20-5-502	Std.	PVC/PVC	105	(221)
S20-5-507	Std.	FEP/FEP	260	(500)
S20-5-510	Std.	PVC/TWS/PVC	105	(221)
T16-5-510	Std.	PVC/TWS/PVC	105	(221)
T20-1-304	Std.	Brd.Gls./Brd.Gls.	538	(1000)
T20-1-507	Std.	FEP/FEP	260	(500)
T20-2-507	Spc.	FEP/FEP	260	(500)
T20-2-508	Spc.	Tp.TFE/Tp. TFE	316	(600)
T20-1-509	Std.	FEP/TWS/FEP	260	(500)
T20-3-507	Std.	FEP/FEP	260	(500)
T20-5-502	Std.	PVC/PVC	105	(221)
T20-5-510	Std.	PVC/TWS/PVC	105	(221)
T20-5-1004	Std.	PVC/TWS pr./PVC Cbl.	105	(221)
T20-5-1008	Std.	PVC/TWS pr./PVC Cbl.	105	(221)
T20-7-502	Std.	PVC/PVC	105	(221)
T24-1-304	Std.	Brd. Gls./Brd. Gls.	538	(1000)
T24-1-505	Std.	PVC/Ripcord	105	(221)
T24-2-505	Spc.	PVC/Ripcord	105	(221)
T24-2-507	Spc.	FEP/FEP	260	(500)
T24-1-508	Std.	Tp.TFE/Tp. TFE	316	(600)
T24-2-508	Spc.	Tp.TFE/Tp. TFE	316	(600)
T30-2-506	Spc.	FEP/FEP	260	(500)

RTD Lead Wire

Part Number	Construction/Description	Max. Rec. Opr. Temp	
		°C	(°F)
RT3-22-4-701	PVC/TW/PVC	105	(221)
RT3-22-8-704	FEP/TW/FEP	260	(500)
RT3-24-8-705	Brd. Gls./TW/Brd. Gls.	538	(1000)

* **Note:** Recommended operating temperature limited to the extension grade alloy recommended temperature of 204°C (400°F).

Legend:

- Brd. = Braided
- Gls. = Fiberglass
- TWS. = Twisted and shielded
- HT = High temperature
- Tp. = Taped
- P-mide = Polyimide
- Cbl. = Cable
- TW. = Twisted
- Wrp. = Wrapped
- Dbl. = Double
- Cot. = Cotton
- Stx. = SERV TEX synthetic braid
- C.Fbr = Ceramic fiber
- Sil. = Vitreous silica
- pr. = Pair
- Std. = Standard
- Spc = Special

SERV-RITE Wire and Cable



- All stock constructions available in 100, 250, 500 and 1,000 foot spools.

Stock Wire Products By Temperature

Thermocouple Wire Max. Op. Temp.		Insulation	Part Number	Limits of Error	Description	Physical Properties			Page No.
°C	(°F)					Abrasion Resistance	Moisture Resistance	Chemical Resistance	
1427	(2600)	Ceramic	K20-1-350	Standard	Brd. C. Fbr./Brd. C. Fbr. (heavy build)	Good	Fair	Good	191
			K20-1-355	Standard	Brd. C. Fbr./Brd. C. Fbr.	Good	Fair	Good	191
			K20-2-350	Special	Brd.C. Fbr./Brd. C. Fbr. (heavy build)	Good	Fair	Good	191
			K20-2-355	Special	Brd. C. Fbr./Brd. C. Fbr.	Good	Fair	Good	191
1093	(2000)	Vitreous Silica	K20-1-301	Standard	Brd. Sil./Brd.Sil. (heavy build)	Fair	Fair	Good	186
			K20-1-365	Standard	Brd. Sil./Brd.Sil.	Fair	Fair	Good	186
			K20-2-301	Special	Brd. Sil/Brd.Sil. (heavy build)	Fair	Fair	Good	186
			K20-2-365	Special	Brd. Sil./Brd.Sil.	Fair	Fair	Good	186
871	(1600)	High Temp. Fiberglass	J20-1-321	Standard	Brd. HT Gls./Brd. HT Gls.	Good	Good	Good	190
			J20-2-314	Special	Brd. HT Gls./TW	Good	Good	Good	189
			J20-2-321	Special	Brd. HT Gls./Brd. HT Gls.	Good	Good	Good	190
			K20-1-321	Standard	Brd. HT Gls./Brd. HT Gls.	Good	Good	Good	190
			K20-2-314	Special	Brd. HT Gls./TW	Good	Good	Good	189
			K20-2-321	Special	Brd. HT Gls./Brd. HT Gls.	Good	Good	Good	190
538	(1000)	Standard Fiberglass	B20-5-304*	Standard	Brd. Gls./Brd. Gls.	Fair	Good	Good	187
			E20-1-304	Standard	Brd. Gls./Brd. Gls.	Fair	Good	Good	187
			J16-5-313	Standard	Brd. Gls./Brd. Gls.	Good	Good	Good	N/A
			J20-1-304	Standard	Brd. Gls./Brd. Gls.	Fair	Good	Good	187
			J20-1-S-304	Standard	Brd. Gls./Brd. Gls.	Fair	Good	Good	187
			J20-2-304	Special	Brd. Gls./Brd. Gls.	Fair	Good	Good	187
			J20-3-304	Standard	Brd. Gls./Brd. Gls.	Fair	Good	Good	187
			J20-3-S-304	Standard	Brd. Gls./Brd. Gls./SS Brd.	Fair	Good	Good	187
			J24-1-304	Standard	Brd. Gls./Brd. Gls.	Fair	Good	Good	187
			J24-2-304	Special	Brd. Gls./Brd. Gls.	Fair	Good	Good	187
			J24-3-304	Standard	Brd. Gls./Brd. Gls.	Fair	Good	Good	187
			J28-1-305	Standard	Wrp. Dbl. Gls./Brd. Gls.	Fair	Good	Good	188
			J28-2-305	Special	Wrp. Dbl. Gls./Brd. Gls.	Fair	Good	Good	188
			J30-1-305	Standard	Wrp. Dbl. Gls./Brd. Gls.	Fair	Good	Good	188
			J30-2-305	Special	Wrp. Dbl. Gls./Brd. Gls.	Fair	Good	Good	188
			K16-5-313*	Standard	Brd. Gls./Brd. Gls.	Good	Good	Good	N/A
			K20-1-304	Standard	Brd. Gls./Brd. Gls.	Fair	Good	Good	187
			K20-1-S-304	Standard	Brd. Gls./Brd. Gls.	Fair	Good	Good	187
			K20-2-304	Special	Brd. Gls./Brd. Gls.	Fair	Good	Good	187
			K20-3-304	Standard	Brd. Gls./Brd. Gls.	Fair	Good	Good	187
			K20-3-S-304	Standard	Brd. Gls./Brd. Gls./SS Brd.	Fair	Good	Good	187
			K24-1-304	Standard	Brd. Gls./Brd. Gls.	Fair	Good	Good	187
			K24-2-304	Special	Brd. Gls./Brd. Gls.	Fair	Good	Good	187
			K24-2-306	Special	Brd. Gls./Brd. Gls.	Fair	Good	Good	N/A
K24-3-304	Standard	Brd. Gls./Brd. Gls.	Fair	Good	Good	187			

CONTINUED

*Note: Recommended operating temperature limited to the extension grade alloy recommended temperature of 204°C (400°F).

SERV-RITE Wire and Cable



• All stock constructions available in 100, 250, 500 and 1,000 foot spools.

Stock Wire Products By Temperature

Thermocouple Wire Max. Op. Temp.		Insulation	Part Number	Limits of Error	Description	Physical Properties			Page No.
°C	(°F)					Abrasion Resistance	Moisture Resistance	Chemical Resistance	
538	(1000)	Standard Fiberglass	K28-2-305	Special	Wrp. Dbl. Gls./Brd. Gls.	Fair	Good	Good	188
			K30-1-305	Standard	Wrp. Dbl. Gls./Brd. Gls.	Fair	Good	Good	188
			K30-2-305	Special	Wrp. Dbl. Gls./Brd. Gls.	Fair	Good	Good	188
			S20-5-304*	Standard	Brd. Gls./Brd. Gls.	Fair	Good	Good	187
			T20-1-304	Standard	Brd. Gls./Brd. Gls.	Fair	Good	Good	187
			T24-1-304	Standard	Brd. Gls./Brd. Gls.	Fair	Good	Good	187
427	(800)	Polyimide Tape	J20-1-512	Standard	Tp. P-mide/Tp. P-mide	Excellent	Excellent	Excellent	204
			J20-2-513	Special	Dbl. Tp. P-mide/Dbl. Tp. P-mide	Excellent	Excellent	Excellent	205
			J20-3-512	Standard	Tp. P-mide/Tp. P-mide	Excellent	Excellent	Excellent	204
			J24-2-511	Special	Tp. P-mide/TW	Excellent	Excellent	Excellent	203
			K20-2-513	Special	Dbl. Tp. P-mide/Dbl. Tp. P-mide	Excellent	Excellent	Excellent	205
			K20-3-512	Standard	Tp. P-mide/Tp. P-mide	Excellent	Excellent	Excellent	204
343	(650)	SERV TEX	K16-5-155*	Standard	Brd. Gls./Brd. Stx.	Good	Good	Good	184
			K16-5-157*	Standard	Tp. TFE/Brd. Gls./Brd. Stx.	Good	Good	Good	185
			K16-7-155*	Standard	Brd. Gls./Brd. Stx.	Good	Good	Good	184
			S16-5-157*	Standard	Tp. TFE/Brd. Gls./Brd. Stx.	Good	Good	Good	185
316	(600)	TFE Tape	J20-1-508	Standard	Tp. TFE/Tp. TFE	Good	Excellent	Excellent	198
			J20-2-508	Special	Tp. TFE/Tp. TFE	Good	Excellent	Excellent	198
			J24-1-508	Standard	Tp. TFE/Tp. TFE	Good	Excellent	Excellent	198
			J24-2-508	Special	Tp. TFE/Tp. TFE	Good	Excellent	Excellent	198
			K20-1-508	Standard	Tp. TFE/Tp. TFE	Good	Excellent	Excellent	198
			K20-2-508	Special	Tp. TFE/Tp. TFE	Good	Excellent	Excellent	198
			K24-1-508	Standard	Tp. TFE/Tp. TFE	Good	Excellent	Excellent	198
			K24-2-508	Special	Tp. TFE/Tp. TFE	Good	Excellent	Excellent	198
			T20-2-508	Special	Tp. TFE/Tp. TFE	Good	Excellent	Excellent	198
			T24-1-508	Standard	Tp. TFE/Tp. TFE	Good	Excellent	Excellent	198
288	(550)	PFA	J24-3-516	Standard	PFA/PFA	Good	Excellent	Excellent	206
			K20-1-517	Standard	PFA/TWS/PFA	Good	Excellent	Excellent	N/A
			K24-2-516	Special	PFA/PFA	Good	Excellent	Excellent	206
260	(500)	FEP	E20-1-507	Standard	FEP/FEP	Excellent	Excellent	Excellent	196
			J16-5-509	Standard	FEP/TWS/FEP	Excellent	Excellent	Excellent	199
			J20-1-507	Standard	FEP/FEP	Excellent	Excellent	Excellent	196
			J20-1-509	Standard	FEP/TWS/FEP	Excellent	Excellent	Excellent	199
			J20-2-507	Special	FEP/FEP	Excellent	Excellent	Excellent	196
			J20-3-507	Standard	FEP/FEP	Excellent	Excellent	Excellent	196
			J20-5-507	Standard	FEP/FEP	Excellent	Excellent	Excellent	196
			J20-5-509	Standard	FEP/TWS/FEP	Excellent	Excellent	Excellent	199
J24-1-507	Standard	FEP/FEP	Excellent	Excellent	Excellent	196			

CONTINUED

*Note: Recommended operating temperature limited to the extension grade alloy recommended temperature of 204°C (400°F).

SERV-RITE® Wire and Cable

SERV-RITE Wire and Cable



- All stock constructions available in 100, 250, 500 and 1,000 foot spools.

Stock Wire Products By Temperature

Thermocouple Wire Max. Op. Temp.		Insulation	Part Number	Limits of Error	Description	Physical Properties			Page No.
°C	(°F)					Abrasion Resistance	Moisture Resistance	Chemical Resistance	
260	(500)	FEP	J24-2-507	Special	FEP/FEP	Excellent	Excellent	Excellent	196
			J24-3-507	Standard	FEP/FEP	Excellent	Excellent	Excellent	196
			J30-2-506	Special	FEP/FEP	Excellent	Excellent	Excellent	195
			K16-5-509	Standard	FEP/TWS/FEP	Excellent	Excellent	Excellent	199
			K20-1-507	Standard	FEP/FEP	Excellent	Excellent	Excellent	196
			K20-1-509	Standard	FEP/TWS/FEP	Excellent	Excellent	Excellent	199
			K20-2-507	Special	FEP/FEP	Excellent	Excellent	Excellent	196
			K20-2-509	Special	FEP/TWS/FEP	Excellent	Excellent	Excellent	199
			K20-3-507	Standard	FEP/FEP	Excellent	Excellent	Excellent	196
			K20-5-507	Standard	FEP/FEP	Excellent	Excellent	Excellent	196
			K20-5-509	Standard	FEP/TWS/FEP	Excellent	Excellent	Excellent	199
			K24-1-507	Standard	FEP/FEP	Excellent	Excellent	Excellent	196
			K24-2-507	Special	FEP/FEP	Excellent	Excellent	Excellent	196
			K24-3-507	Standard	FEP/FEP	Excellent	Excellent	Excellent	196
			K30-2-506	Special	FEP/FEP	Excellent	Excellent	Excellent	195
			S20-5-507	Standard	FEP/FEP	Excellent	Excellent	Excellent	196
			T20-1-507	Standard	FEP/FEP	Excellent	Excellent	Excellent	196
			T20-1-509	Standard	FEP/TWS/FEP	Excellent	Excellent	Excellent	199
			T20-2-507	Special	FEP/FEP	Excellent	Excellent	Excellent	196
			T20-3-507	Standard	FEP/FEP	Excellent	Excellent	Excellent	196
T24-2-507	Special	FEP/FEP	Excellent	Excellent	Excellent	196			
T30-2-506	Special	FEP/FEP	Excellent	Excellent	Excellent	195			
199	(390)	ETFE	J16-7-515	Standard	ETFE/TWS/ETFE	Excellent	Excellent	Excellent	N/A
			K16-7-515	Standard	ETFE/TWS/ETFE	Excellent	Excellent	Excellent	N/A
105	(221)	PVC	E20-5-502	Standard	PVC/PVC	Good	Excellent	Good	192
			E20-5-510	Standard	PVC/TWS/PVC	Good	Excellent	Good	201
			J16-5-502	Standard	PVC/PVC	Good	Excellent	Good	192
			J16-5-510	Standard	PVC/TWS/PVC	Good	Excellent	Good	201
			J16-5-510-UL	Standard	PVC/TWS/PVC	Good	Excellent	Good	202
			J20-5-1004	Standard	PVC/TWS pr./PVC Cbl.	Good	Excellent	Good	209
			J20-5-1008	Standard	PVC/TWS pr./PVC Cbl.	Good	Excellent	Good	209
			J20-5-502	Standard	PVC/PVC	Good	Excellent	Good	192
			J20-5-510	Standard	PVC/TWS/PVC	Good	Excellent	Good	201
			J20-5-510-UL	Standard	PVC/TWS/PVC	Good	Excellent	Good	202
			J20-7-502	Standard	PVC/PVC	Good	Excellent	Good	192
			J20-7-510	Standard	PVC/TWS/PVC	Good	Excellent	Good	201
			J24-1-505	Standard	PVC/Ripcord	Good	Excellent	Good	194
			J24-2-505	Special	PVC/Ripcord	Good	Excellent	Good	194

CONTINUED

*Note: Recommended operating temperature limited to the extension grade alloy recommended temperature of 204°C (400°F).

SERV-RITE Wire and Cable



• All stock constructions available in 100, 250, 500 and 1,000 foot spools.

Stock Wire Products By Temperature

Thermocouple Wire Max. Op. Temp.		Insulation	Part Number	Limits of Error	Description	Physical Properties			Page No.
°C	(°F)					Abrasion Resistance	Moisture Resistance	Chemical Resistance	
105	(221)	PVC	K16-5-502	Standard	PVC/PVC	Good	Excellent	Good	192
			K16-5-510	Standard	PVC/TWS/PVC	Good	Excellent	Good	201
			K16-5-510-UL	Standard	PVC/TWS/PVC	Good	Excellent	Good	202
			K20-5-1004	Standard	PVC/TWS pr./PVC Cbl.	Good	Excellent	Good	209
			K20-5-1008	Standard	PVC/TWS pr./PVC Cbl.	Good	Excellent	Good	209
			K20-5-502	Standard	PVC/PVC	Good	Excellent	Good	192
			K20-5-510	Standard	PVC/TWS/PVC	Good	Excellent	Good	201
			K20-5-510-UL	Standard	PVC/TWS/PVC	Good	Excellent	Good	202
			K20-7-502	Standard	PVC/PVC	Good	Excellent	Good	192
			K20-7-510	Standard	PVC/TWS/PVC	Good	Excellent	Good	201
			K24-1-505	Standard	PVC/Ripcord	Good	Excellent	Good	194
			K24-2-505	Special	PVC/Ripcord	Good	Excellent	Good	194
			S20-5-502	Standard	PVC/PVC	Good	Excellent	Good	192
			S20-5-510	Standard	PVC/TWS/PVC	Good	Excellent	Good	201
			T16-5-510	Standard	PVC/TWS/PVC	Good	Excellent	Good	201
			T20-5-1004	Standard	PVC/TWS pr./PVC Cbl.	Good	Excellent	Good	209
			T20-5-1008	Standard	PVC/TWS pr./PVC Cbl.	Good	Excellent	Good	209
			T20-5-502	Standard	PVC/PVC	Good	Excellent	Good	192
T20-5-510	Standard	PVC/TWS/PVC	Good	Excellent	Good	201			
T20-7-502	Standard	PVC/PVC	Good	Excellent	Good	192			
T24-1-505	Standard	PVC/Ripcord	Good	Excellent	Good	194			
T24-2-505	Special	PVC/Ripcord	Good	Excellent	Good	194			
88	(190)	Cotton	J30-2-308-002	Special	Dbl. Wrp. Cot./Brd. Cot.	Fair	Fair	Poor	N/A
RTD Lead Wire									
538	(1000)	Standard Fiberglass	RT3-24-8-705	N/A	Brd. Gls./TW/Brd. Gls.	Fair	Good	Good	210
260	(500)	FEP	RT3-22-8-704	N/A	FEP/TW/FEP	Excellent	Excellent	Excellent	210
105	(221)	PVC	RT3-22-4-701	N/A	PVC/TW/PVC	Good	Excellent	Good	210

*Note: Recommended operating temperature limited to the extension grade alloy recommended temperature of 204°C (400°F).

Legend:

Brd. = Braided
Gls. = Fiberglass
TWS. = Twisted and shielded
HT = High temperature
Tp. = Taped
P-mide = Polyimide

Cbl. = Cable
TW. = Twisted
Wrp. = Wrapped
Dbl. = Double
Cot. = Cotton
Stx. = SERV TEX synthetic braid

C.Fbr = Ceramic fiber
Sil. = Vitreous silica
pr. = Pair
Std. = Standard
Spc. = Special

SERV-RITE® Wire and Cable

SERV-RITE Wire and Cable

How to Order

When ordering SERV-RITE thermocouple and extension wire, remember to include the following information:

Calibration

- B, C*, E, J, K, N, R, S or T

Gauge size

- AWG gauge

Solid or stranded conductors

- Stranded conductors will be seven strand constructions. If your requirements need other configurations, please consult the factory.

Thermocouple or extension grade

- Determine whether this will be used for the actual sensor or just to “extend” the signal at lower temperatures.

Standard or special limits of error

- This will determine the accuracy of your sensor. Limits of error is determined by testing at a pre-defined Watlow standard test point. To guarantee limits of error at other temperature points please contact the factory to arrange special testing.

Insulation on singles and duplex

- These are usually the same material which is chosen for the environment in which the sensor will be used. If special designs are required, consult factory for details.

Color coding

- Unless specified, all color coding will be to ASTM E 230 standards.

Spool lengths

- Spool lengths should be specified as to your requirements. Watlow tries to maintain a policy of shipping 1,000 foot spools. However, if not specified, random lengths may be shipped. If you have special packaging requirements, please consult factory.

Variation in quantity

- Watlow follows the industry standard of shipping and invoicing at plus or minus ten percent of any ordered item. If your requirements dictate anything other than plus or minus ten percent, consult factory as there may be additional charges.

Overbraid options

- If an overbraid is required, the options are presented below.

Overbraid selection code

- **S**—Stainless Steel Wire Braid
C—Tinned Copper Wire Braid
W—Flat Stainless Steel Spiral Wrap
N—Alloy 600 Wire Braid

Each SERIES page lists these options. Special requirements and testing are available at additional cost. Consult factory for details. These include:

Shielding

- Some constructions are available with shielding possibilities.

Calibration Tests

- If calibration is required, please specify the temperatures.

Certificate of Compliance

- These may be provided to various specifications. When ordering, please provide specification requirements.

Special Requirements

- Please consult the factory for any requirements not covered above.

Availability

Stock constructions: Many constructions available for same day shipment

Stock constructions with options: Shipment generally in five working days or less

Stock constructions requiring calibration or other laboratory services: Shipment generally in five working days or less

Made-to-order: Consult factory for details

*Not an ASTM E 230 symbol

SERV-RITE Wire and Cable

Thermocouple Wire and Thermocouple Extension Wire

Technical Data

How to Select Wire to Suit Your Requirements

The following information will acquaint you with some of the nomenclature involved with thermocouple wire and thermocouple extension wire. By spending a few minutes reading this information orders can be placed quickly and accurately.

Thermocouple Wire or Thermocouple Extension Wire

There are some significant differences between the wire used to actually measure temperature and the wire used to carry the millivoltage signal to an instrument.

The most obvious difference is the color-code used to identify the wire itself. In most cases, thermocouple grade wire is identified by its overall brown color. The exceptions in the SERV-RITE wire product line are the very high temperature yarns such as those used in the SERIES 301 and 350. Of course, the overall color code is not used when there is no overall covering as in SERV-RITE wire SERIES 505, 511 and 314.

The working differences between the two wires is that the thermocouple "extension" wire is not calibrated above 204°C (400°F). The temperature rating of the insulations used on some extension grade wire exceeds this 204°C (400°F) temperature. This is to allow the wire to survive occasional contact with hot parts or furnace walls.

The following explains the meanings of the terms used in the tables of this section.

Single Conductor Insulation

This item identifies the type of insulation used on the individual thermoelements. Certain part numbers use a combination of insulations. When there is a combination, the insulations are listed in their order of application.

Duplex Conductor Insulation

This item lists the overall insulation when one is used. Some constructions which have no overall insulation use this area to describe the duplexing method—i.e. twisting, "ripcord", etc.

Temperature Rating

Most constructions are rated for both continuous use and for single reading applications. The continuous use temperature is considered to be the highest temperature at which that particular construction will survive indefinitely. The single reading temperature has been determined by actual tests. Each insulation system will perform differently when exposed to this temperature. Generally, the construction will perform at this temperature and produce an accurate reading. However, after exposure to this temperature, the wire will exhibit less flexibility and/or abrasion resistance. Because of this, it is unlikely that the wire could be removed from the application and then replaced after exposure to the "single reading temperature."

SERV-RITE Wire and Cable

Thermocouple Wire and Thermocouple Extension Wire

Technical Data

How to Select Wire to Suit Your Requirements

ASTM E 230 Color Code

Generally, SERV-RITE wire has color codes wherever possible. The exceptions are the high temperature yarn constructions such as the SERIES 301 and 350. Color coding of the SERIES 511 and 512 is accomplished by including a colored thread or “tracer” under the tape.

Physical Properties

Abrasion Resistance is rated fair, good, or excellent and is based on the wall thickness of the construction and how well it survives with other insulations of similar thicknesses. The 511 SERIES receives an excellent rating because the thin wall of polyimide tape will survive better than almost any other insulation applied in the same wall thickness. The “absolute” abrasion resistance of a construction will depend not only on the type of insulation but on thickness at which it is applied.

Moisture Resistance ratings are given for the wire in the “as received” condition. In the case of fiberglass insulated wire, the moisture resistance is achieved by the use of impregnations or spirally applied tapes called moisture barriers. The impregnations and/or tapes will burn off at temperatures below the upper useful operating temperatures of the fiberglass. The thermoplastic insulations (PVC and the fluoroplastics) and the polyimide insulated constructions will maintain their moisture resistance up to their “continuous” temperature rating.

Chemical Resistance ratings are given as they relate to most common chemicals. These ratings apply to the insulation types and not necessarily to the type of impregnation used. Consult factory for specific applications.

UL® Listed PLTC Wire And Cable

Watlow offers UL® listed SERV-RITE thermocouple and extension wire and cable for PLTC (Power Limited Tray Cable) applications. The following insulation SERIES have these approvals:

- 502
- 507
- 509
- 510
- 900
- 1000

All these insulation SERIES have the following physical characteristics:

- UL® listed Type PLTC—300 Volt
- Passes IEEE 383 70,000 BTU/Hr flame test
- Passes VW-1 flame test
- UL® listed under Subject 13
- Non-propagating
- Flame retardant
- UV light resistant

Metallic Overbraids and Wraps

Although standard SERV-RITE wire products are designed to yield a high degree of abrasion resistance, it is sometimes necessary to add an additional metallic covering to further enhance this property. The following are the available overbraids and wraps.

Stainless Steel Wire Braid (S)

This, the most popular of the overbraids, uses 300 series stainless steel and is available on virtually all standard SERV-RITE wire offerings. It is an economical method of extending the life of thermocouple and extension wire. Several of our standard wire items are available from stock with a stainless overbraid. Non-stock items are available on a special order basis.

Alloy 600 Wire Braid (N)

Most commonly specified on high temperature SERV-RITE wire yarn insulations, the Inconel® braid offers a higher operating temperature than the series 300 stainless steel overbraid. When this braid is specified on SERV-RITE SERIES 350, the performance of the material is only surpassed by metal-sheathed cables. Consult factory for availability on specific wire items.

Tinned Copper Wire Overbraid (C)

When there is a possibility of electrical interference in the area of the thermocouple installation, it may be necessary to shield the wire from electrical “noise.” Several of our standard products use aluminized tapes as an intrinsic shield. However, when shielding is needed on other constructions, a tinned copper shield can be specified on special order.

Stainless Steel Spiral Wrap (W)

Certain constructions are available with a spirally applied stainless steel wrap. The wrap yields a tough mechanical coating that survives well in most outdoor applications. Consult factory for the availability on specific catalog items. To add a metallic overbraid or wrap, insert the letter designator as follows:

Inconel® is a registered trademark of Special Metals Corporation.

SERV-RITE Wire and Cable

Thermocouple Wire and Thermocouple Extension Wire

Technical Data

How to Select Wire

Code Number

1. ASTM E 230 Calibration^①

B J S
C* K T
E N

2-3. AWG

14 to 36

4. Conductor Type/Tolerance^②

- 1 = Thermocouple grade, solid wire, standard tolerance
- 2 = Thermocouple grade, solid wire, special tolerance
- 3 = Thermocouple grade, stranded wire, standard tolerance
- 4 = Thermocouple grade, stranded wire, special tolerance
- 5 = Extension grade, solid wire, standard tolerance
- 6 = Extension grade, solid wire, special tolerance
- 7 = Extension grade, stranded wire, standard tolerance
- 8 = Extension grade, stranded wire, special tolerance

5. Metallic Overbraids (optional)

S = Stainless steel
N = Alloy 600
C = Tinned copper

6-8. Insulation Series

Refer to Insulation chart below.

9-11. Color Code

Blank = ASTM E 230 (formally ANSI MC96.1)
BSC = BS 1843
DIN = DIN 43710
JIS = JIS C 1610-1981
IEC = IEC 584-3

*Not an ASTM E 230 symbol.

^① Color coding will be to ASTM E 230 standards, unless specified.

^② Stranded conductors will be seven strand constructions. Consult factory for other configurations.

1 2 3 4 5 6 7 8 9 10 11

Made-to-order

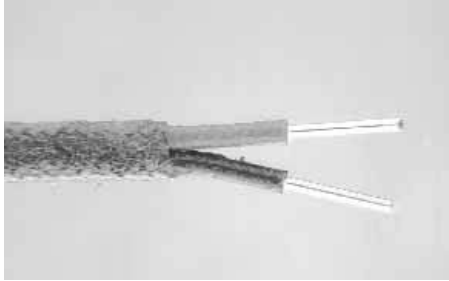
If you are unable to locate the stock SERV-RITE wire product that meets your unique application, Watlow can manufacture the exact wire product that does. With short lead times, Watlow can make-to-order any combination of wire type and insulation with metallic overbraids,

wraps or shielding, in designated standards. Simply review "How to Order," on page 180 of this section, define your requirements and call your Watlow representative to place your order and confirm specifications.

SERV-RITE Wire and Cable

Thermocouple Wire

SERV TEX Insulated Extension Wire SERIES 155



The SERIES 155 is a tough wire especially suited to applications involving momentary contact with molten metals, hot surfaces as found in heat treating, steel, aluminum plants, glass ceramic and brick manufacturing.

The conductors are insulated with braided fiberglass and then impregnated with a resin. Insulated conductors are then laid parallel and a SERV TEX braid is woven over them and a final impregnation is applied.

Continuous Use Temp.	Single Use Temp.
290°C (550°F)	340°C (650°F)
Resin retained to 204°C (400°F)	

Resistance Properties		
Moisture	Chemical	Abrasion
Good	Good	Good

Wire Specifications

AWG	Nominal Conductor Size in. (mm)	Nominal Insulation Thickness		Nominal Overall Size in. (mm)	Approximate Shipping Weight lbs/1000 ft (kg/km)
		Conductor in. (mm)	Overall in. (mm)		
20	0.032 (0.813)	0.015 (0.381)	0.030 (0.762)	0.136 x 0.178 (3.45 x 4.52)	15 (22.4)
20 S* (7/28)	0.038 (0.965)	0.015 (0.381)	0.030 (0.762)	0.144 x 0.196 (3.66 x 4.98)	16 (23.8)
16	0.051 (1.290)	0.015 (0.381)	0.030 (0.762)	0.158 x 0.226 (4.01 x 5.74)	29 (43.2)
16 S* (7/24)	0.060 (1.524)	0.015 (0.381)	0.030 (0.762)	0.170 x 0.244 (4.32 x 6.20)	31 (46.2)
14	0.064 (1.628)	0.015 (0.381)	0.030 (0.762)	0.180 x 0.252 (4.57 x 6.40)	40 (59.6)
14 S* (7/22)	0.076 (1.930)	0.015 (0.381)	0.030 (0.762)	0.205 x 0.270 (5.21 x 6.86)	46 (68.5)

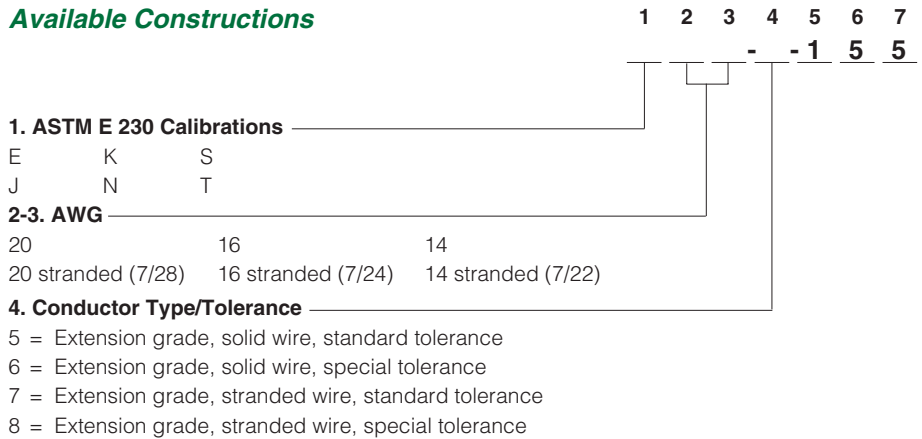
* "S" denotes stranded wire: e.g., "20 S (7/28)" is seven strands of 28 gauge wire to make a 20 gauge stranded conductor.

Popular Constructions

Grade	AWG	Wire Type	Limits of Error	Type K	Type J	Type S
Extension	16	Solid	Standard	K16-5-155	J16-5-155	S16-5-155
		Stranded	Standard	K16-7-155	J16-7-155	S16-7-155

Note: **Bolded** products are stocked and shipped in 100, 250, 500 and 1000 foot spools.

Available Constructions



Note: Minimum order sizes apply for non-stock constructions.

Performance Capabilities


- Continuous temperature rating: 290°C (550°F)
- SERV TEX heavy braided jacket
- Fiberglass braided insulation
- Available with optional metallic overbraid for additional abrasion resistance

Applications

- Heat treating
- Molten metal
- Foundry

SERV-RITE Wire and Cable

Thermocouple Wire SERV TEX and TFE Tape Extension Wire SERIES 157



The SERIES 157 is an improved version of SERIES 155. The SERIES 157 uses tape over the conductors to improve moisture resistance.

The SERIES 157 conductors are first wrapped with a TFE tape, braided with fiberglass, and then impregnated with a resin. The insulated single conductors are then laid parallel and braided with SERV TEX yarn. The final coat is a resin impregnation.

Continuous Use Temp.	Single Use Temp.
290°C (550°F)	340°C (650°F)
Resin retained to 204°C (400°F)	

Resistance Properties		
Moisture	Chemical	Abrasion
Good	Good	Good

Wire Specifications

AWG	Nominal Conductor Size in. (mm)	Nominal Insulation Thickness		Nominal Overall Size in. (mm)	Approximate Shipping Weight lbs/1000 ft (kg/km)
		Conductor in. (mm)	Overall in. (mm)		
20	0.032 (0.813)	0.020 (0.508)	0.030 (0.762)	0.146 x 0.192 (3.71 x 4.87)	16 (23.8)
20 S* (7/28)	0.038 (0.965)	0.020 (0.508)	0.030 (0.762)	0.154 x 0.210 (3.91 x 5.33)	17 (25.3)
16	0.051 (1.290)	0.020 (0.508)	0.030 (0.762)	0.168 x 0.240 (4.27 x 6.10)	30 (44.7)
16 S* (7/24)	0.060 (1.524)	0.020 (0.508)	0.030 (0.762)	0.180 x 0.258 (4.57 x 6.55)	32 (47.7)
14	0.064 (1.628)	0.020 (0.508)	0.030 (0.762)	0.190 x 0.266 (4.87 x 6.76)	42 (62.6)
14 S* (7/22)	0.076 (1.930)	0.020 (0.508)	0.030 (0.762)	0.225 x 0.302 (5.72 x 7.67)	48 (71.5)

* "S" denotes stranded wire: e.g., "20 S (7/28)" is seven strands of 28 gauge wire to make a 20 gauge stranded conductor.

Popular Constructions

Grade	AWG	Wire Type	Limits of Error	Type K	Type J	Type S
Extension	16	Solid	Standard	K16-5-157	J16-5-157	S16-5-157
		Stranded	Standard	K16-7-157	J16-7-157	S16-7-157

Note: **Bolded** products are stocked and shipped in 100, 250, 500 and 1000 foot spools.

Available Constructions

	1	2	3	4	5	6	7
1. ASTM E 230 Calibrations							
E	K	S					
J	N	T					
2-3. AWG							
20		16		14			
20 stranded (7/28)		16 stranded (7/24)		14 stranded (7/22)			
4. Conductor Type/Tolerance							
5	= Extension grade, solid wire, standard tolerance						
6	= Extension grade, solid wire, special tolerance						
7	= Extension grade, stranded wire, standard tolerance						
8	= Extension grade, stranded wire, special tolerance						

Note: Minimum order sizes apply for non-stock constructions.

Performance Capabilities

- Continuous temperature rating 290°C (550°F)
- SERV TEX heavy braided jacket
- Fiberglass braided insulation
- TFE taped conductors
- Available with optional metallic overbraid for additional abrasion resistance

Applications

- Heat treating
- Molten metal
- Foundry

SERV-RITE Wire and Cable

Thermocouple Wire High Temperature Vitreous Silica Braided Thermocouple Wire SERIES 301 and 365



Both the SERIES 301 and 365 use vitreous silica yarn as the insulation on both the conductors and duplex. This yarn retains its flexibility after exposure to high temperatures.

The vitreous silica yarn's greater purity performs better at high temperatures than other fibrous glass products. Testing has indicated that "contamination" will compromise this material's upper use temperature. For this reason, our standard offering is supplied without color coding or impregnations. The 365 construction is a cost-effective, medium insulation build of the popular heavy duty 301 construction.

For higher temperatures consider SERIES 350 (see page 191).

Continuous Use Temp.	Single Use Temp.
980°C (1800°F)	1093°C (2000°F)

Resistance Properties		
Moisture	Chemical	Abrasion
Fair	Good	Fair

Wire Specifications - SERIES 301 and SERIES 365

AWG	Nominal Conductor Size in. (mm)	Nominal Insulation Thickness		Nominal Overall Size in. (mm)	Approximate Shipping Weight lbs/1000 ft (kg/km)
		Conductor in. (mm)	Overall in. (mm)		
20 ^①	0.032 (0.813)	0.018 (0.457)	0.015 (0.381)	0.098 x 0.154 (2.49 x 3.91)	15 (22.4)
18 ^①	0.040 (1.020)	0.018 (0.457)	0.015 (0.381)	0.110 x 0.180 (2.79 x 4.57)	19 (28.3)
16 ^①	0.051 (1.290)	0.016 (0.406)	0.015 (0.381)	0.118 x 0.198 (3.00 x 5.03)	25 (37.3)
20 ^②	0.032 (0.813)	0.015 (0.381)	0.012 (0.305)	0.090 x 0.140 (2.29 x 3.56)	13 (19.4)

①SERIES 301

②SERIES 365

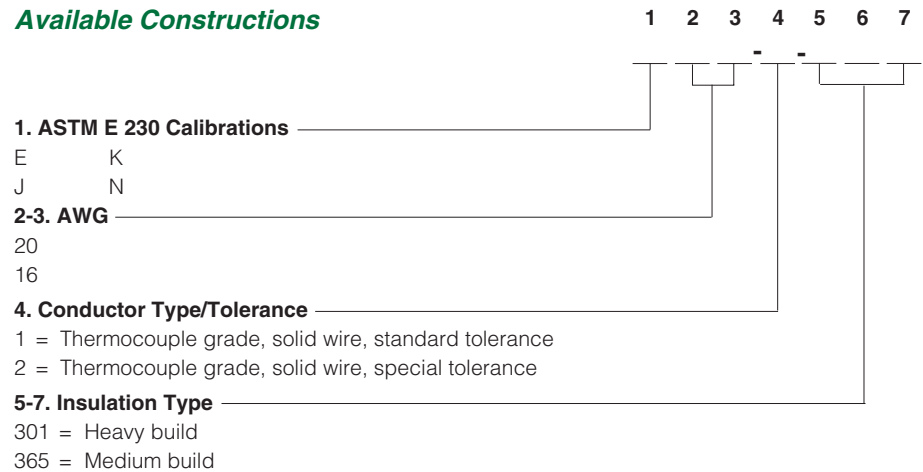
* Lack of binders or impregnations may cause insulation to "flower" when stripped.

Popular Constructions

Grade	AWG	Wire Type	Insulation	Limits of Error	Type K
Thermocouple	20	Solid	Heavy	Standard	K20-1-301
				Special	K20-2-301
			Medium	Standard	K20-1-365
				Special	K20-2-365

Note: **Bolded** products are stocked and shipped in 100, 250, 500 and 1000 foot spools.

Available Constructions



Note: Minimum order sizes apply for non-stock constructions.

Performance Capabilities

- Continuous temperature rating 982°C (1800°F)
- Vitreous silica braided yarn insulation
- Available with optional metallic overbraid for additional abrasion resistance

Applications

- Heat treating
- Oven and furnace
- Survey and load

SERV-RITE Wire and Cable

Thermocouple Wire Fiberglass Braided Thermocouple and Extension Wire SERIES 304



The uniform quality and availability of the SERIES 304 make it the ideal wire for general applications requiring moderate abrasion and moisture resistance, wide temperature capabilities and economy.

Each conductor is covered with a color coded glass braid. This braid is impregnated to enhance abrasion resistance and reduce fraying. The insulated single conductors are laid parallel and covered with another layer of woven glass. A final impregnation is then applied to the glass.

For higher temperatures, consider SERIES 321 (see page 190).

Continuous Use Temp.	Single Use Temp.
480°C (900°F)	540°C (1000°F)
Resin retained to 204°C (400°F)	

Resistance Properties		
Moisture	Chemical	Abrasion
Good	Good	Fair

Wire Specifications

AWG	Nominal Conductor Size in. (mm)	Nominal Insulation Thickness		Nominal Overall Size in. (mm)	Approximate Shipping Weight lbs/1000 ft (kg/km)
		Conductor in. (mm)	Overall in. (mm)		
30	0.010 (0.254)	0.007 (0.178)	0.008 (0.203)	0.043 x 0.064 (1.09 x 1.63)	3 (4.5)
28	0.013 (0.320)	0.007 (0.178)	0.008 (0.203)	0.043 x 0.070 (1.09 x 1.78)	3 (4.5)
24	0.020 (1.508)	0.005 (0.127)	0.006 (0.152)	0.045 x 0.072 (1.14 x 1.83)	7 (10.4)
24 S* (7/32)	0.024 (1.610)	0.005 (0.127)	0.006 (0.152)	0.048 x 0.080 (1.22 x 2.03)	8 (11.9)
20	0.032 (1.813)	0.005 (0.127)	0.006 (0.152)	0.056 x 0.096 (1.42 x 2.44)	9 (13.4)
20 S* (7/28)	0.038 (1.965)	0.006 (0.152)	0.006 (0.152)	0.064 x 0.112 (1.63 x 2.84)	10 (14.9)

* "S" denotes stranded wire: e.g., "20 S (7/28)" is seven strands of 28 gauge wire to make a 20 gauge stranded conductor.

Popular Constructions

Grade	AWG	Wire Type	Limits of Error	Type K	Type J	Type T
Thermocouple	20	Solid	Standard	K20-1-304*	J20-1-304*	T20-1-304
			Special	K20-2-304	J20-2-304	T20-2-304
	Stranded	Standard	K20-3-304*	J20-3-304*	T20-3-304	
		Special	K24-1-304	J24-1-304	T24-1-304	
	24	Solid	Standard	K24-2-304	J24-2-304	T24-2-304
			Special	K24-3-304	J24-3-304	

Grade	AWG	Wire Type	Limits of Error	Type E	Type B
Thermocouple	20	Solid	Standard	E20-1-304	
			Special	E20-2-304	
	Stranded	Standard	E20-3-304		
Extension	20	Solid	Standard		B20-5-304
	24	Solid	Standard		

Note: Bolded products are stocked and shipped in 100, 250, 500 and 1000 foot spools.

*These constructions stocked with a **stainless steel overbraid** (order overbraid by adding "-S" in front of construction type (i.e. K20-1-S-304).

Available Constructions

1. ASTM E 230 Calibrations

B	E	K	S
C	J	N	T

2-3. AWG

30	24	20
28	24 stranded (7/32)	20 stranded (7/28)

4. Conductor Type/Tolerance

- 1 = Thermocouple grade, solid wire, standard tolerance
- 2 = Thermocouple grade, solid wire, special tolerance
- 3 = Thermocouple grade, stranded wire, standard tolerance
- 4 = Thermocouple grade, stranded wire, special tolerance
- 5 = Extension grade, solid wire, standard tolerance
- 6 = Extension grade, solid wire, special tolerance
- 7 = Extension grade, stranded wire, standard tolerance
- 8 = Extension grade, stranded wire, special tolerance

Note: Minimum order sizes apply for non-stock constructions.

Performance Capabilities

- Continuous temperature rating 482°C (900°F)
- Fiberglass braided yarn insulation
- Available with optional metallic

overbraid for additional abrasion resistance


Applications

- Heat treating
- Oven
- General use

SERV-RITE Wire and Cable

Thermocouple Wire

Fiberglass Wrapped Thermocouple and Extension Wire SERIES 305



SERIES 305 is specifically constructed for light duty applications where size is a critical factor. The single conductors are insulated using a specialized yarn wrapped on the conductors in layers. This yarn is then impregnated to add abrasion resistance and enhance electrical properties. The insulated single conductors are then laid parallel and covered with a layer of braided glass. A final impregnation is applied to the braid.

For higher temperature applications, use SERIES 321 (see page 190).

Continuous Use Temp.	Single Use Temp.
480°C (900°F)	540°C (1000°F)
Resin retained to 204°C (400°F)	

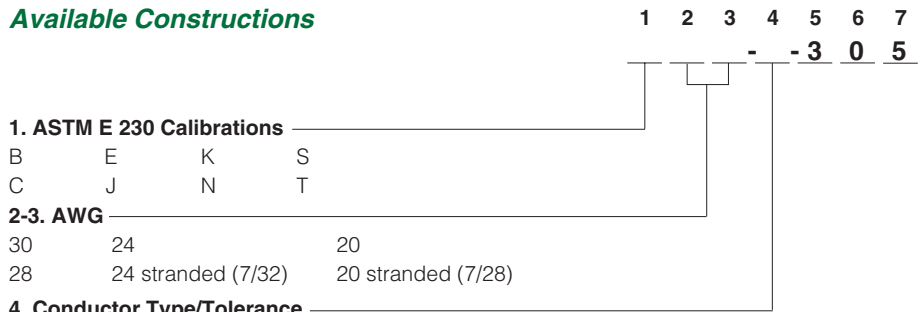
Resistance Properties		
Moisture	Chemical	Abrasion
Good	Good	Fair

Popular Constructions

Grade	AWG	Wire Type	Limits of Error	Type K	Type J
Thermocouple	24	Solid	Standard	K24-1-305	J24-1-305
			Special	K24-2-305	J24-2-305
	28	Solid	Standard	K28-1-305	J28-1-305
			Special	K28-2-305	J28-2-305
	30	Solid	Standard	K30-1-305	J30-1-305
			Special	K30-2-305	J30-2-305

Note: **Bolded** products are stocked and shipped in 100, 250, 500 and 1000 foot spools.

Available Constructions



- 1 = Thermocouple grade, solid wire, standard tolerance
- 2 = Thermocouple grade, solid wire, special tolerance
- 3 = Thermocouple grade, stranded wire, standard tolerance
- 4 = Thermocouple grade, stranded wire, special tolerance
- 5 = Extension grade, solid wire, standard tolerance
- 6 = Extension grade, solid wire, special tolerance
- 7 = Extension grade, stranded wire, standard tolerance
- 8 = Extension grade, stranded wire, special tolerance

Note: Minimum order sizes apply for non-stock constructions.

Performance Capabilities

- Continuous temperature rating 482°C (900°F)
- Fiberglass braided yarn insulation
- Yarn wrapped conductors for superior coverage on small gauge wires
- Available with optional metallic overbraid for additional abrasion resistance

Applications

- Heat treating
- Oven
- General use

Wire Specifications

AWG	Nominal Conductor Size in. (mm)	Nominal Insulation Thickness		Nominal Overall Size in. (mm)	Approximate Shipping Weight lbs/1000 ft (kg/km)
		Conductor in. (mm)	Overall in. (mm)		
30	0.010 (0.254)	0.005 (0.127)	0.008 (0.203)	0.036 x 0.056 (0.914 x 1.42)	3 (4.5)
28	0.013 (0.320)	0.005 (0.127)	0.008 (0.203)	0.040 x 0.062 (1.02 x 1.57)	3 (4.5)
24	0.020 (0.508)	0.005 (0.127)	0.006 (0.152)	0.042 x 0.072 (1.07 x 1.83)	7 (10.4)
24 S* (7/32)	0.024 (0.610)	0.005 (0.127)	0.006 (0.152)	0.048 x 0.080 (1.22 x 2.03)	8 (11.9)
20	0.032 (0.813)	0.005 (0.127)	0.006 (0.152)	0.054 x 0.096 (1.37 x 2.44)	9 (13.4)
20 S* (7/28)	0.038 (0.965)	0.005 (0.127)	0.006 (0.152)	0.060 x 0.108 (1.52 x 2.74)	10 (14.9)

* "S" denotes stranded wire: e.g., "24 S (7/32)" is seven strands of 32 gauge wire to make a 24 gauge stranded conductor.

SERV-RITE Wire and Cable

Thermocouple Wire High Temperature Fiberglass Twisted Thermocouple Wire SERIES 314



The SERIES 314 is an economical construction for general, high temperature applications. The braided high temperature yarn is applied in a unique manner that allows SERIES 314 to be competitively priced with other fiberglass constructions. It produces a finished wire that performs at temperatures to 870°C (1600°F).

The conductors are insulated with braided high strength fiberglass and impregnated to improve abrasion resistance. The impregnation is tinted to impart color coding to primary insulations. The insulated single conductors are then twisted together to yield a construction flexible enough for most any application.

Continuous Use Temp.	Single Use Temp.
705°C (1300°F)	870°C (1600°F)
Resin retained to 204°C (400°F)	

Resistance Properties		
Moisture	Chemical	Abrasion
Good	Good	Good

Wire Specifications

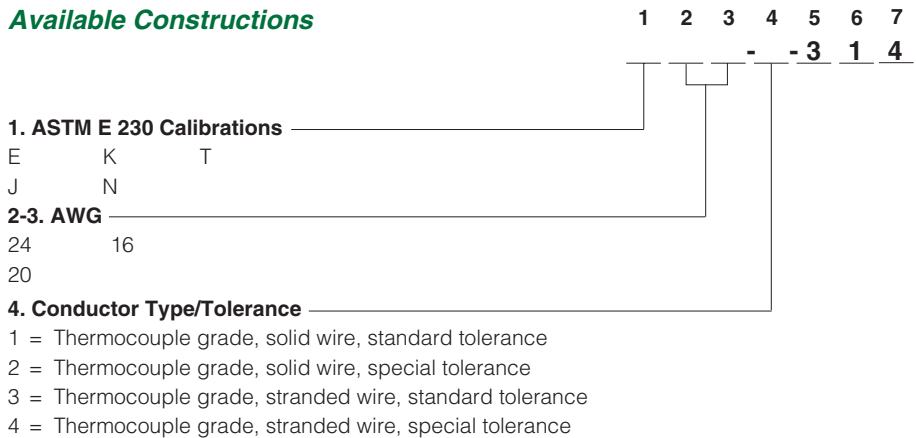
AWG	Nominal Conductor Size in. (mm)	Nominal Conductor Insulation Thickness		Nominal Overall Size		Approximate Shipping Weight	
		in.	(mm)	in.	(mm)	lbs/1000 ft	(kg/km)
24	0.020 (0.508)	0.015	(0.381)	0.100	(2.54)	6	(8.9)
20	0.032 (0.965)	0.015	(0.381)	0.124	(3.15)	10	(14.9)
18	0.040 (1.02)	0.018	(0.457)	0.152	(3.56)	16	(23.8)
16	0.051 (1.29)	0.018	(0.457)	0.174	(4.42)	21	(31.3)
14	0.064 (1.63)	0.018	(0.457)	0.200	(5.08)	32	(47.7)

Popular Constructions

Grade	AWG	Wire Type	Limits of Error	Type K	Type J
Thermocouple	20	Solid	Standard	K20-1-314	J20-1-314
			Special	K20-2-314	J20-2-314
	24	Solid	Standard	K24-1-314	J24-1-314
			Special	K24-2-314	J24-2-314

Note: **Bolded** products are stocked and shipped in 100, 250, 500 and 1000 foot spools.

Available Constructions



Note: Minimum order sizes apply for non-stock constructions.

Performance Capabilities


- Continuous temperature rating 705°C (1300°F)
- Fiberglass braided yarn insulation
- Twisted design has no jacket
- Available with optional metallic overbraid for additional abrasion resistance

Applications

- Heat treating
- Aluminum stress relieving
- Steel annealing

SERV-RITE Wire and Cable

Thermocouple Wire High Temperature Braided Fiberglass Thermocouple Wire SERIES 321



The addition of color coding and impregnation to the high temperature fiberglass make this the logical next step for systems which have exceeded the temperature capabilities of standard glass insulated series.

Each conductor is covered with a color coded, high temperature fiberglass braid. This braid is then impregnated to enhance abrasion resistance and reduce fraying. The insulated conductors are laid parallel and covered with another braid of high temperature fiberglass and impregnation.

Continuous Use Temp.	Single Use Temp.
705°C (1300°F)	870°C (1600°F)
Resin retained to 204°C (400°F)	

Resistance Properties		
Moisture	Chemical	Abrasion
Good	Good	Good

Wire Specifications

AWG	Nominal Conductor Size in. (mm)		Nominal Insulation Thickness		Nominal Overall Size in. (mm)		Approximate Shipping Weight lbs/1000 ft (kg/km)	
			Conductor in. (mm)	Overall in. (mm)				
24	0.020	(0.508)	0.015 (0.381)	0.010 (0.254)	0.072 x 0.120	(1.83 x 3.05)	10	(14.9)
20	0.032	(0.965)	0.015 (0.381)	0.010 (0.254)	0.082 x 0.140	(2.08 x 3.56)	13	(19.4)
18	0.040	(1.02)	0.015 (0.381)	0.010 (0.254)	0.090 x 0.156	(2.29 x 3.96)	18	(26.8)
16	0.051	(1.29)	0.015 (0.381)	0.010 (0.254)	0.100 x 0.174	(2.54 x 4.42)	25	(37.3)
14	0.064	(1.63)	0.015 (0.381)	0.010 (0.254)	0.114 x 0.200	(2.90 x 5.08)	34	(50.7)

Popular Constructions

Grade	AWG	Wire Type	Limits of Error	Type K	Type J
Thermocouple	20	Solid	Standard	K20-1-321	J20-1-321
			Special	K20-2-321	J20-2-321
	24	Solid	Standard	K24-1-321	J24-1-321
			Special	K24-2-321	J24-2-321

Note: **Bolded** products are stocked and shipped in 100, 250, 500 and 1000 foot spools.

Available Constructions

	1	2	3	4	5	6	7
1. ASTM E 230 Calibrations							
E							
J							
K							
N							
T							
2-3. AWG							
24							
20							
4. Conductor Type/Tolerance							
1 = Thermocouple grade, solid wire, standard tolerance							
2 = Thermocouple grade, solid wire, special tolerance							
3 = Thermocouple grade, stranded wire, standard tolerance							
4 = Thermocouple grade, stranded wire, special tolerance							

Note: Minimum order sizes apply for non-stock constructions.

Performance Capabilities


- Continuous temperature rating 705°C (1300°F)
- Heavy fiberglass braided yarn insulation
- Twisted design has no jacket
- Available with optional metallic overbraid for additional abrasion resistance

Applications

- Heat treating
- Aluminum and steel

SERV-RITE Wire and Cable

Thermocouple Wire High Temperature Ceramic Fiber Thermocouple Wire SERIES 350 and 355



The SERIES 350 uses the ultimate high-temperature flexible insulating system. The ceramic fiber yarn's upper temperature limit often exceeds the melting point of the material it's insulating. When an application requires flexible insulation, while pushing Type K or Type N to their extreme limits, ceramic fiber insulation is the only choice.

Watlow supplies standard SERIES 350 without color coding or impregnations.* This minimizes contaminating the pure ceramic fiber yarn. Laboratory testing indicates the impregnation can decrease the upper use temperature by as much as 540°C (1000°F).

The 355 construction is a cost-effective, medium insulation build of the popular 350 heavy duty construction.

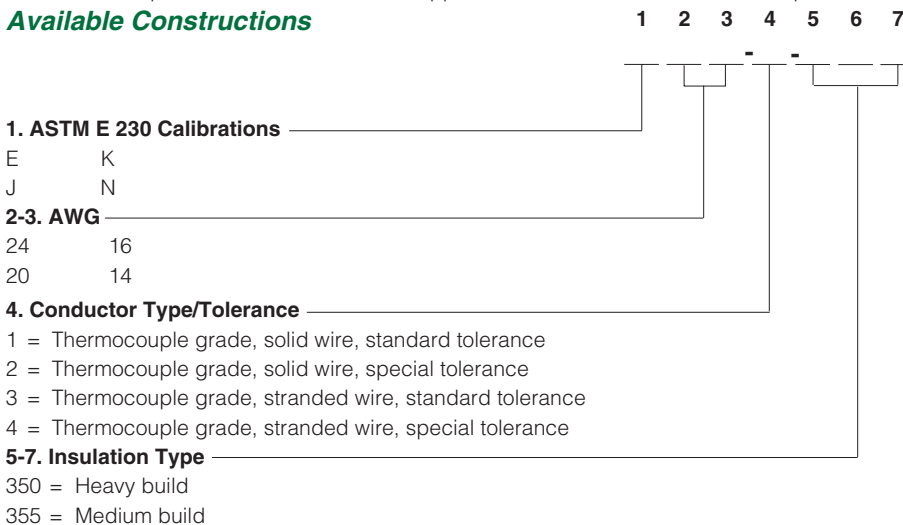
If application temperatures exceed SERIES 350 construction, specify XACTPAK® mineral-insulated, metal-sheathed cable.

Popular Constructions

Grade	AWG	Wire Type	Insulation	Limits of Error	Type K
Thermocouple	20	Solid	Heavy	Standard	K20-1-350
				Special	K20-2-350
			Medium	Standard	K20-1-355
				Special	K20-2-355

Note: **Bolded** products are stocked and shipped in 100, 250, 500 and 1000 foot spools.

Available Constructions



Note: Minimum order sizes apply for non-stock constructions.

Performance Capabilities

- Continuous temperature rating 1205°C (2200°F)
- Ceramic fiber braided yarn insulation
- Available with optional metallic overbraid for additional abrasion resistance

Applications

- Heat treating
- Oven and furnace survey
- Load thermocouple

Continuous Use Temp.	Single Use Temp.
1205°C (2200°F)	1430°C (2600°F)

Resistance Properties		
Moisture	Chemical	Abrasion
Fair	Good	Good

Wire Specifications - SERIES 350 and SERIES 355

AWG	Nominal Conductor Size in. (mm)	Nominal Insulation Thickness		Nominal Overall Size in. (mm)	Approximate Shipping Weight lbs/1000 ft (kg/km)
		Conductor in. (mm)	Overall in. (mm)		
24 [Ⓛ]	0.020 (0.508)	0.016 (0.406)	0.016 (0.406)	0.088 x 0.132 (2.24 x 3.35)	13 (19.4)
20 [Ⓛ]	0.032 (0.965)	0.016 (0.406)	0.016 (0.406)	0.100 x 0.154 (2.54 x 3.91)	16 (23.8)
16 [Ⓛ]	0.051 (1.29)	0.016 (0.406)	0.016 (0.406)	0.119 x 0.192 (3.02 x 4.88)	32 (47.7)
14 [Ⓛ]	0.064 (1.63)	0.016 (0.406)	0.016 (0.406)	0.132 x 0.218 (3.35 x 5.54)	44 (65.6)
24 [Ⓢ]	0.020 (0.508)	0.012 (0.305)	0.016 (0.406)	0.078 x 0.116 (1.98 x 2.95)	13 (19.4)
20 [Ⓢ]	0.032 (0.965)	0.012 (0.305)	0.016 (0.406)	0.090 x 0.138 (2.29 x 3.50)	16 (23.8)
16 [Ⓢ]	0.051 (1.29)	0.012 (0.305)	0.016 (0.406)	0.111 x 0.176 (2.82 x 4.47)	32 (47.7)

[Ⓛ]SERIES 350

[Ⓢ]SERIES 355


* Because this insulation has no binders or impregnations, it may "flower" when stripped.

SERV-RITE® Wire and Cable

SERV-RITE Wire and Cable

Thermocouple Wire

PVC Insulated Extension Wire SERIES 502



SERIES 502 is an economical wire that's also available in UL® listings for PLTC (Power Limited Tray Cable) applications.

The primary and duplex insulation is PVC. It yields a construction that's inexpensive while performing continuously at temperatures to 105°C (220°F).

SERIES 502 is often used in conduit and wiring trays where its flexibility allows for easy installation. The SERIES 502 can be easily stripped using hand tools or mechanical methods.

The SERIES 502 is also available as a UL® PLTC construction (see page 193).

Continuous Use Temp.	Single Use Temp.
105°C (220°F)	105°C (220°F)

Resistance Properties		
Moisture	Chemical	Abrasion
Excellent	Excellent	Excellent

Wire Specifications

AWG	Nominal Conductor Size in. (mm)	Nominal Insulation Thickness		Nominal Overall Size		Approximate Shipping Weight	
		Conductor in. (mm)	Overall in. (mm)	in. (mm)	(mm)	lbs/1000 ft	(kg/km)
24	0.020 (0.508)	0.015 (0.381)	0.015 (0.381)	0.080 x 0.130	(2.03 x 3.30)	10	(14.9)
24 S* (7/32)	0.024 (0.610)	0.015 (0.381)	0.015 (0.381)	0.084 x 0.138	(2.13 x 3.51)	11	(16.4)
20	0.032 (0.813)	0.015 (0.381)	0.015 (0.381)	0.092 x 0.154	(2.34 x 3.91)	14	(20.9)
20 S* (7/28)	0.038 (0.965)	0.015 (0.381)	0.015 (0.381)	0.098 x 0.166	(2.49 x 4.22)	16	(23.8)
18	0.040 (1.02)	0.020 (0.508)	0.020 (0.508)	0.120 x 0.200	(3.05 x 5.08)	21	(31.3)
18 S* (7/26)	0.048 (1.22)	0.020 (0.508)	0.020 (0.508)	0.128 x 0.216	(3.25 x 5.49)	23	(34.3)
16	0.051 (1.29)	0.020 (0.508)	0.020 (0.508)	0.131 x 0.222	(3.33 x 5.64)	28	(41.7)
16 S* (7/24)	0.060 (1.52)	0.020 (0.508)	0.020 (0.508)	0.140 x 0.240	(3.56 x 6.10)	30	(44.7)
14	0.064 (1.628)	0.020 (0.508)	0.025 (0.635)	0.144 x 0.248	(3.66 x 6.30)	44	(65.6)
14 S* (7/22)	0.076 (1.930)	0.020 (0.508)	0.025 (0.635)	0.166 x 0.282	(4.22 x 7.16)	48	(71.5)

* "S" denotes stranded wire: e.g., "24 S (7/32)" is seven strands of 32 gauge wire to make a 24 gauge stranded conductor.

Popular Constructions

Grade	AWG	Wire Type	Limits of Error	Type K	Type J	Type T
Extension	16	Solid	Standard	K16-5-502	J16-5-502	
		Stranded	Standard	K16-7-502	J16-7-502	
	20	Solid	Standard	K20-5-502	J20-5-502	T20-5-502
		Stranded	Standard	K20-7-502	J20-7-502	T20-7-502
	24	Solid	Standard	K24-5-502	J24-5-502	T24-5-502
		Stranded	Standard	K24-7-502	J24-7-502	T24-7-502

Grade	AWG	Wire Type	Limits of Error	Type E	Type S
Extension	20	Solid	Standard	E20-5-502	S20-5-502

Note: Bolded products are stocked and shipped in 100, 250, 500 and 1000 foot spools.

Available Constructions

1. ASTM E 230 Calibrations	2	3	4	5	6	7
B E K S						
C J N T						
2-3. AWG						
24	20	16	14			
24 stranded (7/28)	20 stranded (7/28)	16 stranded (7/24)	14 stranded (7/22)			
4. Conductor Type/Tolerance						
5 = Extension grade, solid wire, standard tolerance						
6 = Extension grade, solid wire, special tolerance						
7 = Extension grade, stranded wire, standard tolerance						
8 = Extension grade, stranded wire, special tolerance						

Note: Minimum order sizes apply for non-stock constructions.

Performance Capabilities


- Continuous temperature rating 105°C (220°F)
- Flexible PVC plastic insulation
- Available with optional metallic overbraid for additional abrasion resistance

Applications

- General use extension wire

SERV-RITE Wire and Cable

Thermocouple Wire PVC Insulated Extension Wire SERIES 502 UL®



UL® SERIES 502 is an economical wire available in UL® listings for Power Limited Tray Cable (PLTC) applications.

The primary and duplex insulation is PVC. It yields a construction that's in-expensive while performing continuously at temperatures to 105°C (220°F).

UL® SERIES 502 is often used in conduit and wiring trays where its flexibility allows for easy installation. The UL® SERIES 502 can be easily stripped using hand tools or mechanical methods.

Continuous Use Temp.	Single Use Temp.
105°C (220°F)	105°C (220°F)

Resistance Properties		
Moisture	Chemical	Abrasion
Excellent	Good	Good

Wire Specifications

AWG	Nominal Conductor Size in. (mm)	Nominal Insulation Thickness		Nominal Overall Size in. (mm)	Approximate Shipping Weight	
		Conductor in. (mm)	Overall in. (mm)		lbs/1000 ft	(kg/km)
20	0.032 (0.813)	0.015 (0.381)	0.035 (0.889)	0.132 x 0.194 (3.35 x 4.93)	23	(34.3)
20 S* (7/28)	0.038 (0.965)	0.015 (0.381)	0.035 (0.889)	0.138 x 0.206 (3.50 x 5.23)	25	(37.3)
18	0.040 (1.02)	0.020 (0.508)	0.035 (0.889)	0.158 x 0.230 (3.81 x 5.48)	31	(46.2)
18 S* (7/26)	0.048 (1.22)	0.020 (0.508)	0.035 (0.889)	0.158 x 0.246 (4.01 x 6.25)	32	(47.7)
16	0.051 (1.29)	0.020 (0.508)	0.035 (0.889)	0.161 x 0.252 (4.09 x 6.40)	38	(56.6)
16 S* (7/24)	0.060 (1.52)	0.020 (0.508)	0.035 (0.889)	0.170 x 0.270 (4.32 x 6.86)	40	(59.6)

* "S" denotes stranded wire: e.g., "20 S (7/28)" is seven strands of 28 gauge wire to make a 20 gauge stranded conductor.

Popular Constructions

Grade	AWG	Wire Type	Limits of Error	Type K	Type J	Type T
Extension	16	Solid	Standard	K16-5-502-UL®	J16-5-502-UL®	
		Stranded	Standard	K16-7-502-UL®	J16-7-502-UL®	
	20	Solid	Standard	K20-5-502-UL®	J20-5-502-UL®	T20-5-502-UL®
		Stranded	Standard	K20-7-502-UL®	J20-7-502-UL®	T20-7-502-UL®

Available Constructions

1 2 3 4 5 6 7 8 9

1. ASTM E 230 Calibrations
E K S
J N T

2-3. AWG
20 16
20 stranded (7/28) 16 stranded (7/28)

4. Conductor Type/Tolerance
5 = Extension grade, solid wire, standard tolerance
6 = Extension grade, solid wire, special tolerance
7 = Extension grade, stranded wire, standard tolerance
8 = Extension grade, stranded wire, special tolerance

Diagram showing a wire code: 1 2 3 4 5 6 7 8 9
- 5 0 2 - U L

Note: Minimum order sizes apply for non-stock constructions.

Performance Capabilities

- Continuous temperature rating 105°C (220°F)
- Flexible PVC plastic insulation
- UL® listed 300V PLTC
- Listed under UL® Subject 13, File Number E116321
- Passes IEEE 383 70,000 BTU/hour flame test
- Passes VW-1 flame test
- Non-propagating
- UV light resistant

- Available with optional metallic overbraid for additional abrasion resistance

Applications

- General Use extension wire

SERV-RITE Wire and Cable

Thermocouple Wire PVC Insulated "RIPCORD" SERIES 505



The SERIES 505 is the most economical wire produced. Unlike some competitive "rip-cord" type constructions which use only a stripe to establish polarity, SERIES 505 single conductors are fully color coded. The conductors are individually insulated with the proper colored PVC and fused into "rip-cord" using a proprietary process.

The insulated conductors can be easily separated by hand once the bond between conductors has been slit. As with other PVC insulated products, SERIES 505 lends itself well to both manual and mechanical stripping methods.

Continuous Use Temp.	Single Use Temp.
105°C (220°F)	105°C (220°F)

Resistance Properties		
Moisture	Chemical	Abrasion
Excellent	Good	Good

Wire Specifications

AWG	Nominal Conductor Size		Nominal Conductor Insulation Thickness		Nominal Overall Size		Approximate Shipping Weight	
	in.	(mm)	in.	(mm)	in.	(mm)	lbs/1000 ft	(kg/km)
26	0.016	(0.406)	0.015	(0.381)	0.046 x 0.088	(1.17 x 2.24)	4	(6.0)
24	0.020	(0.508)	0.015	(0.381)	0.050 x 0.096	(1.27 x 2.44)	5	(7.5)
24 S* (7/32)	0.024	(0.610)	0.015	(0.381)	0.054 x 0.104	(1.37 x 2.64)	6	(8.9)
20	0.032	(0.813)	0.015	(0.381)	0.062 x 0.120	(1.57 x 3.05)	10	(14.9)
20 S* (7/28)	0.038	(0.965)	0.015	(0.381)	0.068 x 0.132	(1.73 x 3.35)	11	(16.4)

* "S" denotes stranded wire: e.g., "24 S (7/32)" is seven strands of 32 gauge wire to make a 24 gauge stranded conductor.

Popular Constructions

Grade	AWG	Wire Type	Limits of Error	Type K	Type J	Type T
Thermocouple	24	Solid	Standard	K24-1-505	J24-1-505	T24-1-505
			Special	K24-2-505	J24-2-505	T24-2-505

Note: **Bolded** products are stocked and shipped in 100, 250, 500 and 1000 foot spools.

Available Constructions

	1	2	3	4	5	6	7
1. ASTM E 230 Calibrations							
B	E	K	S				
C	J	N	T				
2-3. AWG							
26	24		20				
	24 stranded (7/32)		20 stranded (7/28)				
4. Conductor Type/Tolerance							
1 =	Thermocouple grade, solid wire, standard tolerance						
2 =	Thermocouple grade, solid wire, special tolerance						
3 =	Thermocouple grade, stranded wire, standard tolerance						
4 =	Thermocouple grade, stranded wire, special tolerance						

Note: Minimum order sizes apply for non-stock constructions.

Performance Capabilities

- Continuous temperature rating 105°C (220°F)
- Flexible PVC plastic insulation
- "Rip-cord" peelable construction
- Available with optional metallic overbraid for additional abrasion resistance

Applications

- Laboratory
- Test stand
- Automotive

SERV-RITE Wire and Cable

Thermocouple Wire Small Gauge FEP Insulated SERIES 506



The SERIES 506 is the smallest standard insulated wire construction. The thin FEP wall on both primary and duplex insulation yields a construction that can operate safely at temperatures far beyond common PVC and nylon insulations.

The SERIES 506 is fully color coded for ease of installation. Its small size allows use in high density circuits. Response time is minimized by small diameter conductors. SERIES 506 is available only in gauge sizes of #26 and smaller. For gauge sizes larger than #26 specify SERIES 507 (see page 196).

Continuous Use Temp.	Single Use Temp.
204°C (400°F)	260°C (500°F)

Resistance Properties		
Moisture	Chemical	Abrasion
Excellent	Excellent	Excellent

Wire Specifications


AWG	Nominal Conductor Size in. (mm)	Nominal Insulation Thickness		Nominal Overall Size in. (mm)	Approximate Shipping Weight lbs/1000 ft (kg/km)
		Conductor in. (mm)	Overall in. (mm)		
36	0.005 (0.127)	0.005 (0.127)	0.005 (0.127)	0.025 x 0.040 (0.635 x 1.02)	2 (3.0)
32	0.008 (0.203)	0.005 (0.127)	0.005 (0.127)	0.028 x 0.046 (0.711 x 1.17)	2 (3.0)
30	0.010 (0.254)	0.005 (0.127)	0.005 (0.127)	0.030 x 0.050 (0.762 x 1.27)	3 (4.5)
28	0.013 (0.330)	0.005 (0.127)	0.005 (0.127)	0.033 x 0.056 (0.838 x 1.42)	3 (4.5)

Popular Constructions

Grade	AWG	Wire Type	Limits of Error	Type K	Type J	Type T
Thermocouple	28	Solid	Special	K28-2-506	J28-2-506	T28-2-506
	30	Solid	Special	K30-2-506	J30-2-506	T30-2-506
	36	Solid	Special	K36-2-506	J36-2-506	T36-2-506

Note: Bolded products are stocked and shipped in 100, 250, 500 and 1000 foot spools.

Available Constructions



1. ASTM E 230 Calibrations

E K S
J N T

2-3. AWG

36 30 28

4. Conductor Type/Tolerance

- 1 = Thermocouple grade, solid wire, standard tolerance
- 2 = Thermocouple grade, solid wire, special tolerance
- 3 = Thermocouple grade, stranded wire, standard tolerance
- 4 = Thermocouple grade, stranded wire, special tolerance

Note: Minimum order sizes apply for non-stock constructions.

Performance Capabilities


- Continuous temperature rating 204°C (400°F)
- Flexible FEP plastic insulation
- Thin insulation wall for a compact construction
- Available with optional metallic overbraid for additional abrasion resistance

Applications

- Laboratory
- Test stand
- Industrial equipment testing

SERV-RITE Wire and Cable

Thermocouple Wire FEP Insulated Thermocouple and Extension Wire SERIES 507



The SERIES 507 is the most economical fluoroplastic insulated wire. SERIES 507 is also available as UL® listed PLTC. Individual conductors are coated with a layer of color coded FEP. The insulated conductors are then parallel duplexed with an additional layer of color coded FEP. The finished construction has a temperature rating of 260°C (500°F). Abrasion, moisture and chemical resistance are far in excess of most other insulations.

This construction is widely used when pulling long lengths of wire through conduit. FEP's low friction coefficient and abrasion resistance make it ideally suited for these applications.

For higher abrasion resistance consider Tefzel® insulated constructions, the SERIES 514.

For higher temperatures specify SERIES 508 (see page 198).

Continuous Use Temp.		Single Use Temp.
204°C (400°F)		260°C (500°F)
Resistance Properties		
Moisture	Chemical	Abrasion
Excellent	Excellent	Excellent

Tefzel® is a registered trademark of E. I. du Pont de Nemours & Company.

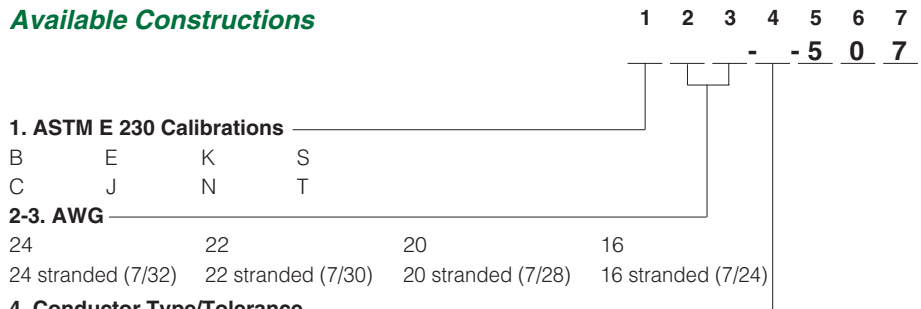
Popular Constructions

Grade	AWG	Wire Type	Limits of Error	Type K	Type J	Type T
Extension	20	Solid	Standard	K20-5-507	J20-5-507	T20-5-507
Thermocouple	20	Solid	Standard	K20-1-507	J20-1-507	T20-1-507
		Stranded	Standard	K20-3-507	J20-3-507	T20-3-507
		Solid	Special	K20-2-507	J20-2-507	T20-2-507
	24	Solid	Standard	K24-1-507	J24-1-507	T24-1-507
		Stranded	Standard	K24-3-507	J24-3-507	T24-3-507
		Solid	Special	K24-2-507	J24-2-507	T24-2-507

Grade	AWG	Wire Type	Limits of Error	Type E	Type S
Extension	20	Solid	Standard	E20-5-507	S20-5-507
Thermocouple	20	Solid	Standard	E20-1-507	
		Stranded	Standard	E20-3-507	
		Solid	Special	E20-2-507	
Extension	24	Solid	Standard		S24-5-507
Thermocouple	24	Solid	Standard	E24-1-507	
		Stranded	Standard	E24-3-507	
		Solid	Special	E24-2-507	

Note: **Bolded** products are stocked and shipped in 100, 250, 500 and 1000 foot spools.

Available Constructions



1. ASTM E 230 Calibrations

B E K S
C J N T

2-3. AWG

24 22 20 16
24 stranded (7/32) 22 stranded (7/30) 20 stranded (7/28) 16 stranded (7/24)

4. Conductor Type/Tolerance

- 1 = Thermocouple grade, solid wire, standard tolerance
- 2 = Thermocouple grade, solid wire, special tolerance
- 3 = Thermocouple grade, stranded wire, standard tolerance
- 4 = Thermocouple grade, stranded wire, special tolerance
- 5 = Extension grade, solid wire, standard tolerance
- 6 = Extension grade, solid wire, special tolerance
- 7 = Extension grade, stranded wire, standard tolerance
- 8 = Extension grade, stranded wire, special tolerance

Note: Minimum order sizes apply for non-stock constructions.

Performance Capabilities

- Continuous temperature rating 204°C (400°F)
- Flexible FEP plastic insulation
- Available with optional metallic overbraid for additional abrasion resistance

Applications

- General use extension wire

SERV-RITE Wire and Cable

Thermocouple Wire

FEP Insulated Thermocouple and Extension Wire SERIES 507 (con't)


Wire Specifications

AWG	Nominal Conductor Size in. (mm)		Nominal Insulation Thickness		Nominal Overall Size in. (mm)		Approximate Shipping Weight lbs/1000 ft (kg/km)	
			Conductor in. (mm)	Overall in. (mm)				
24	0.020	(0.508)	0.008 (0.203)	0.010 (0.254)	0.056 x 0.096 (1.42 x 2.44)		8	(11.9)
24 S* (7/32)	0.024	(0.610)	0.008 (0.203)	0.010 (0.254)	0.060 x 0.104 (1.52 x 2.64)		9	(13.4)
22	0.025	(0.635)	0.008 (0.203)	0.010 (0.254)	0.061 x 0.106 (1.55 x 2.69)		10	(14.9)
22 S* (7/30)	0.030	(0.762)	0.008 (0.203)	0.010 (0.254)	0.066 x 0.116 (1.68 x 2.95)		11	(16.4)
20	0.032	(0.813)	0.008 (0.203)	0.010 (0.254)	0.068 x 0.120 (1.73 x 3.05)		12	(17.9)
20 S* (7/28)	0.038	(0.965)	0.008 (0.203)	0.010 (0.254)	0.074 x 0.132 (1.88 x 3.35)		14	(20.9)
18	0.040	(1.02)	0.008 (0.203)	0.010 (0.254)	0.076 x 0.136 (1.93 x 3.45)		18	(26.8)
18 S* (7/26)	0.048	(1.22)	0.008 (0.203)	0.010 (0.254)	0.084 x 0.152 (2.13 x 3.86)		20	(29.8)
16	0.051	(1.29)	0.008 (0.203)	0.012 (0.305)	0.091 x 0.162 (2.31 x 4.11)		28	(41.7)
16 S* (7/24)	0.060	(1.52)	0.008 (0.203)	0.012 (0.305)	0.100 x 0.186 (2.54 x 4.72)		30	(44.7)

* "S" denotes stranded wire: e.g., "24 S (7/32)" is seven strands of 32 gauge wire to make a 24 gauge stranded conductor.

SERV-RITE Wire and Cable

Thermocouple Wire TFE Insulated SERIES 508



The primary and duplex insulation of SERIES 508 is fused TFE tape. The tape is spirally applied to the conductor and heated. This process, called sintering, forms the tape into a homogeneous layer. When sintered, the tape exhibits all of the advantages of extruded TFE insulation, while eliminating the concentricity problems associated with TFE extrusions.

The SERIES 508 is fully color coded and capable of continuous operation in excess of 260°C (500°F). Because the fusing process causes the duplex tape to fuse with the primary insulation, SERIES 508 is not recommended for applications where it's necessary to remove the outer tape while leaving the primary insulation intact.

Continuous Use Temp.	Single Use Temp.
260°C (500°F)	315°C (600°F)

Resistance Properties		
Moisture	Chemical	Abrasion
Excellent	Excellent	Good

Wire Specifications

AWG	Nominal Conductor Size in. (mm)	Nominal Insulation Thickness		Nominal Overall Size in. (mm)	Approximate Shipping Weight lbs/1000 ft (kg/km)
		Conductor in. (mm)	Overall in. (mm)		
26	0.016 (0.406)	0.006 (0.152)	0.008 (0.203)	0.044 x 0.072 (1.12 x 1.83)	4 (6.0)
24	0.020 (0.508)	0.006 (0.152)	0.008 (0.203)	0.047 x 0.077 (1.19 x 1.95)	5 (7.5)
24 S* (7/32)	0.024 (0.610)	0.006 (0.152)	0.008 (0.203)	0.049 x 0.084 (1.24 x 2.13)	6 (8.9)
20	0.032 (0.813)	0.006 (0.152)	0.008 (0.203)	0.061 x 0.106 (1.55 x 2.69)	11 (16.4)
20 S* (7/28)	0.038 (0.965)	0.006 (0.152)	0.008 (0.203)	0.064 x 0.112 (1.63 x 2.84)	12 (17.9)
18	0.040 (1.02)	0.006 (0.152)	0.008 (0.203)	0.068 x 0.120 (1.73 x 3.05)	16 (23.8)
18 S* (7/26)	0.048 (1.22)	0.006 (0.152)	0.008 (0.203)	0.076 x 0.136 (1.93 x 3.45)	18 (26.8)
16	0.051 (1.29)	0.010 (0.254)	0.008 (0.203)	0.087 x 0.158 (2.21 x 4.01)	25 (37.3)
16 S* (7/24)	0.060 (1.52)	0.010 (0.254)	0.008 (0.203)	0.096 x 0.176 (2.44 x 4.47)	27 (40.2)

* "S" denotes stranded wire: e.g., "24 S (7/32)" is seven strands of 32 gauge wire to make a 24 gauge stranded conductor.

Popular Constructions

Grade	AWG	Wire Type	Limits of Error	Type K	Type J	Type T
Thermocouple	20	Solid	Standard	K20-1-508	J20-1-508	T20-1-508
		Stranded	Standard	K20-3-508	J20-3-508	T20-3-508
		Solid	Special	K20-2-508	J20-2-508	T20-2-508
	24	Solid	Standard	K24-1-508	J24-1-508	T24-1-508
		Stranded	Standard	K24-3-508	J24-3-508	T24-3-508
		Solid	Special	K24-2-508	J24-2-508	T24-2-508

Grade	AWG	Wire Type	Limits of Error	Type E
Thermocouple	20	Solid	Standard	E20-1-508
		Stranded	Standard	E20-3-508
		Solid	Special	E20-2-508
	24	Solid	Standard	E24-1-508
		Stranded	Standard	E24-3-508
		Solid	Special	E24-2-508

Note: Bolded products are stocked and shipped in 100, 250, 500 and 1000 foot spools.

Available Constructions

1. ASTM E 230 Calibrations

B E K S
C J N T

2-3. AWG

26 24 20 16
24 stranded (7/32) 20 stranded (7/28) 16 stranded (7/24)

4. Conductor Type/Tolerance

- 1 = Thermocouple grade, solid wire, standard tolerance
- 2 = Thermocouple grade, solid wire, special tolerance
- 3 = Thermocouple grade, stranded wire, standard tolerance
- 4 = Thermocouple grade, stranded wire, special tolerance

Note: Minimum order sizes apply for non-stock constructions.

Performance Capabilities


- Continuous temperature rating 260°C (500°F)
- Fused TFE tape insulation
- Available with optional metallic overbraid for additional abrasion resistance

Applications

- Aircraft
- Petroleum processing

SERV-RITE Wire and Cable

Thermocouple Wire FEP Insulated and Shielded Thermocouple and Extension Wire SERIES 509



The SERIES 509 was developed especially for use with microprocessor based systems. SERIES 509 (see page 200) is also available as UL® listed PLTC .

The conductors are insulated with color coded FEP. They are then twisted with a copper drain wire. An aluminized polyester tape is wrapped around the conductors and drain wire. Finally, FEP is applied.

The finished construction can withstand temperatures in excess of 204°C (400°F). Twisted conductors minimize EMI and the taped shield eliminates most problems associated with AC “noise.”

Continuous Use Temp.	Single Use Temp.
204°C (400°F)	260°C (500°F)

Resistance Properties		
Moisture	Chemical	Abrasion
Excellent	Excellent	Excellent

Wire Specifications

AWG	Nominal Conductor Size in. (mm)	Nominal Insulation Thickness		Nominal Overall Size in. (mm)	Approximate Shipping Weight lbs/1000 ft (kg/km)
		Conductor in. (mm)	Overall in. (mm)		
24	0.020 (0.508)	0.008 (0.203)	0.012 (0.305)	0.104 (2.64)	12 (17.9)
24 S* (7/32)	0.024 (0.610)	0.008 (0.203)	0.012 (0.305)	0.112 (2.84)	13 (19.4)
20	0.032 (0.813)	0.008 (0.203)	0.012 (0.305)	0.128 (3.25)	18 (26.8)
20 S* (7/28)	0.038 (0.965)	0.008 (0.203)	0.012 (0.305)	0.140 (3.56)	20 (29.8)
18	0.040 (1.02)	0.008 (0.203)	0.015 (0.381)	0.152 (3.86)	25 (37.3)
18 S* (7/26)	0.048 (1.22)	0.008 (0.203)	0.015 (0.381)	0.168 (4.27)	27 (40.2)
16	0.051 (1.29)	0.008 (0.203)	0.015 (0.381)	0.174 (4.42)	33 (49.2)
16 S* (7/24)	0.060 (1.52)	0.008 (0.203)	0.015 (0.381)	0.192 (4.88)	35 (52.2)

* “S” denotes stranded wire: e.g., “24 S (7/32)” is seven strands of 32 gauge wire to make a 24 gauge stranded conductor.

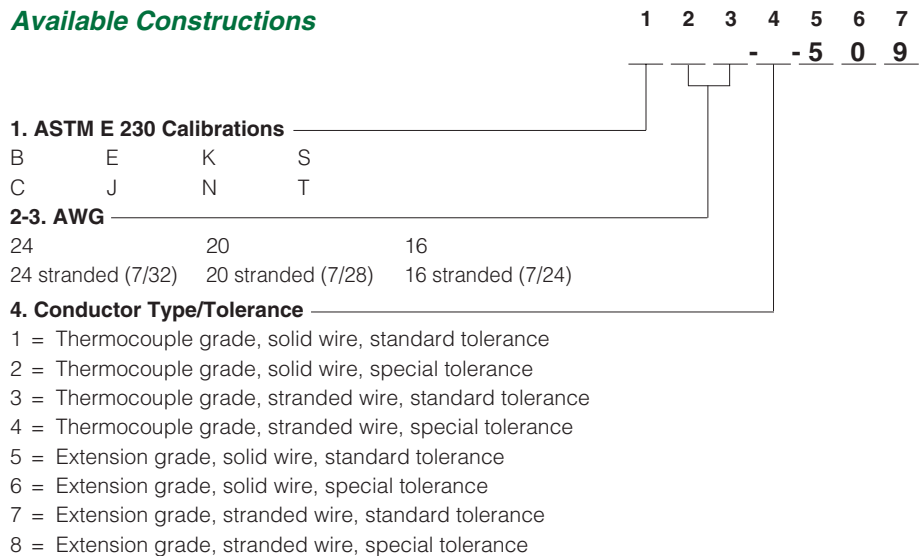
Popular Constructions

Grade	AWG	Wire Type	Limits of Error	Type K	Type J	Type T
Extension	16	Solid	Standard	K16-5-509	J16-5-509	
		Stranded	Standard	K16-7-509	J16-7-509	
	20	Solid	Standard	K20-5-509	J20-5-509	T20-5-509
		Stranded	Standard	K20-7-509	J20-7-509	T20-7-509
Thermocouple	20	Solid	Standard	K20-1-509	J20-1-509	T20-1-509
		Solid	Special	K20-2-509	J20-2-509	T20-2-509
	24	Solid	Standard	K24-1-509	J24-1-509	T24-1-509
		Stranded	Standard	K24-3-509	J24-3-509	T24-3-509

Grade	AWG	Wire Type	Limits of Error	Type E	Type S
Extension	20	Solid	Standard	E20-5-509	S20-5-509

Note: **Bolded** products are stocked and shipped in 100, 250, 500 and 1000 foot spools.

Available Constructions



Note: Minimum order sizes apply for non-stock constructions.

Performance Capabilities

- Continuous temperature rating 204°C (400°F)
- Flexible FEP plastic insulation
- Twisted and shielded construction to reduce electrical noise interference

- Available with optional metallic overbraid for additional abrasion resistance


Applications

- General use extension wire

SERV-RITE Wire and Cable

Thermocouple Wire

FEP Insulated with Shield and Drain 300V UL® Listed PLTC Extension Cable SERIES 509 UL®



The SERIES 509 UL® is one of a family of constructions developed especially for use with microprocessor based systems. SERIES 509 UL® has UL® listings for Power Limited Tray Cable (PLTC) applications.

The conductors are first insulated with color coded FEP. The conductors are then twisted with a copper drain wire. An aluminized polyester tape is wrapped around the two conductors and drain wire. Finally, an FEP layer is applied over the taped conductors.

The finished construction can withstand temperatures in excess of 204°C (400°F). The twisted conductors minimize electromagnetic interference and the taped shield eliminates most problems associated with AC “noise” in the sensing circuit.

Popular Constructions

Grade	AWG	Wire Type	Limits of Error	Type K	Type J	Type T
Extension	16	Solid	Standard	K16-5-509-UL®	J16-5-509-UL®	
		Stranded	Standard	K16-7-509-UL®	J16-7-509-UL®	
	20	Solid	Standard	K20-5-509-UL®	J20-5-509-UL®	T20-5-509-UL®
		Stranded	Standard	K20-7-509-UL®	J20-7-509-UL®	T20-7-509-UL®

Available Constructions

	1	2	3	4	5	6	7	8	9
					-	-	5	0	9-U L
1. ASTM E 230 Calibrations	E	K	S						
	J	N	T						
2-3. AWG	20	20	16						
	20 stranded (7/28)	20 stranded (7/28)	16 stranded (7/24)						
4. Conductor Type/Tolerance	5	6	7	8					
	5 = Extension grade, solid wire, standard tolerance	6 = Extension grade, solid wire, special tolerance	7 = Extension grade, stranded wire, standard tolerance	8 = Extension grade, stranded wire, special tolerance					

Note: Minimum order sizes apply for non-stock constructions.

Performance Capabilities

- UL® listed 300V PLTC
- Listed under UL® Subject 13, File Number E116321
- Passes IEEE 383 70,000 BTU/hour flame test
- Passes VW-1 flame test
- Non-propagating
- UV light resistant

- Continuous temperature rating 204°C (400°F)
- Flexible FEP plastic insulation
- Twisted and shielded construction to reduce electrical noise interference
- Available with optional metallic overbraid for additional abrasion resistance

Applications

- General use extension wire

Continuous Use Temp.	Single Use Temp.
204°C (400°F)	260°C (500°F)

Resistance Properties		
Moisture	Chemical	Abrasion
Excellent	Excellent	Excellent


Wire Specifications

AWG	Nominal Conductor Size in. (mm)		Nominal Insulation Thickness		Nominal Overall Size in. (mm)		Approximate Shipping Weight lbs/1000 ft (kg/km)	
			Conductor in. (mm)	Overall in. (mm)				
20	0.032	(0.813)	0.008 (0.203)	0.018 (0.457)	0.142	(3.61)	22	(32.8)
20 S* (7/28)	0.038	(0.965)	0.008 (0.203)	0.018 (0.457)	0.158	(3.91)	24	(35.8)
16	0.051	(1.29)	0.008 (0.203)	0.018 (0.457)	0.180	(4.57)	38	(56.6)
16 S* (7/24)	0.060	(1.52)	0.008 (0.203)	0.018 (0.457)	0.198	(5.03)	41	(61.1)

* “S” denotes stranded wire: e.g., “20 S (7/28)” is seven strands of 28 gauge wire to make a 20 gauge stranded conductor.

SERV-RITE Wire and Cable

Thermocouple Wire PVC Insulated and Shielded Thermocouple and Extension Wire SERIES 510



The SERIES 510 is a PVC insulated, twisted and shielded construction for systems sensitive to induced voltages and “noise.” SERIES 510 (see page 202) is also available as UL® listed PLTC.

The conductors are insulated with color coded PVC. The next operation twists the two insulated conductors with a copper drain wire. An aluminum polyester tape is wrapped around the wires to impart 100 percent shielding. Lastly, another layer of PVC is applied.

The twisting eliminates most EMI while the shield tape minimizes AC “noise”.

Continuous Use Temp.	Single Use Temp.
105°C (220°F)	105°C (220°F)

Resistance Properties		
Moisture	Chemical	Abrasion
Excellent	Good	Good

Wire Specifications

AWG	Nominal Conductor Size in. (mm)	Nominal Insulation Thickness		Nominal Overall Size		Approximate Shipping Weight	
		Conductor in. (mm)	Overall in. (mm)	in. (mm)	(mm)	lbs/1000 ft	(kg/km)
24	0.020 (0.508)	0.015 (0.381)	0.020 (0.508)	0.140	(3.56)	13	(19.4)
24 S* (7/32)	0.024 (0.610)	0.015 (0.381)	0.020 (0.508)	0.148	(3.76)	14	(20.9)
20	0.032 (0.813)	0.015 (0.381)	0.020 (0.508)	0.164	(4.17)	22	(32.8)
20 S* (7/28)	0.038 (0.965)	0.015 (0.381)	0.020 (0.508)	0.176	(4.47)	24	(35.8)
18	0.040 (1.02)	0.020 (0.508)	0.020 (0.508)	0.200	(5.08)	30	(44.7)
18 S* (7/26)	0.048 (1.22)	0.020 (0.508)	0.020 (0.508)	0.216	(5.49)	32	(47.7)
16	0.051 (1.29)	0.020 (0.508)	0.020 (0.508)	0.222	(5.64)	39	(58.1)
16 S* (7/24)	0.060 (1.52)	0.020 (0.508)	0.020 (0.508)	0.240	(6.10)	41	(61.1)
14	0.064 (1.63)	0.020 (0.508)	0.025 (0.635)	0.258	(6.55)	55	(82.0)
14 S* (7/22)	0.076 (1.93)	0.020 (0.508)	0.025 (0.635)	0.282	(7.16)	58	(86.4)

* “S” denotes stranded wire: e.g., “24 S (7/32)” is seven strands of 32 gauge wire to make a 24 gauge stranded conductor.

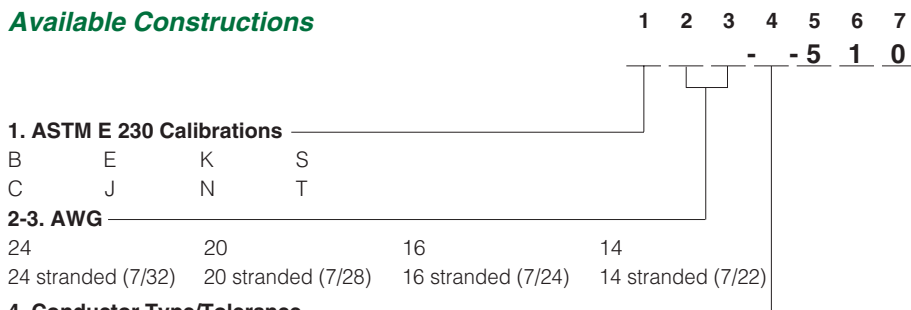
Popular Constructions

Grade	AWG	Wire Type	Limits of Error	Type K	Type J	Type T
Extension	16	Solid	Standard	K16-5-510	J16-5-510	T16-5-510
		Stranded	Standard	K16-7-510	J16-7-510	T16-7-510
	20	Solid	Standard	K20-5-510	J20-5-510	T20-5-510
		Stranded	Standard	K20-7-510	J20-7-510	T20-7-510
	24	Solid	Standard	K24-5-510	J24-5-510	T24-5-510
		Stranded	Standard	K24-7-510	J24-7-510	T24-7-510

Grade	AWG	Wire Type	Limits of Error	Type E	Type S
Extension	20	Solid	Standard	E20-5-510	S20-5-510

Note: Bolded products are stocked and shipped in 100, 250, 500 and 1000 foot spools.

Available Constructions



4. Conductor Type/Tolerance

- 1 = Thermocouple grade, solid wire, standard tolerance
- 2 = Thermocouple grade, solid wire, special tolerance
- 3 = Thermocouple grade, stranded wire, standard tolerance
- 4 = Thermocouple grade, stranded wire, special tolerance
- 5 = Extension grade, solid wire, standard tolerance
- 6 = Extension grade, solid wire, special tolerance
- 7 = Extension grade, stranded wire, standard tolerance
- 8 = Extension grade, stranded wire, special tolerance

Note: Minimum order sizes apply for non-stock constructions.

Performance Capabilities

- Continuous temperature rating 105°C (220°F)
- Flexible PVC plastic insulation
- Twisted and shielded construction to reduce electrical noise interference


- Available with optional metallic overbraid for additional abrasion resistance

Applications

- General use extension wire

SERV-RITE Wire and Cable

Thermocouple Wire PVC Insulated and Shielded 300 V UL® Listed PLTC Extension Cable SERIES 510 UL®



The SERIES 510 UL® is UL® listed for Power Limited Tray Cable (PLTC) applications. It's an economical PVC insulated, twisted and shielded construction for microprocessor based systems and others that are sensitive to induced voltages and "noise."

The conductors are first insulated with color coded PVC. The next operation consists of twisting the two insulated conductors with a copper drain wire. An aluminized polyester tape is then wrapped around the wires to impart 100 percent shielding. Lastly, another layer of PVC is applied.

The twisting eliminates most electromagnetic interference while the shield tape minimizes AC "noise" interference.

Popular Constructions

Grade	AWG	Wire Type	Limits of Error	Type K	Type J	Type T
Extension	16	Solid	Standard	K16-5-510-UL®	J16-5-510-UL®	
		Stranded	Standard	K16-7-510-UL®	J16-7-510-UL®	
	20	Solid	Standard	K20-5-510-UL®	J20-5-510-UL®	T20-5-510-UL®
		Stranded	Standard	K20-7-510-UL®	J20-7-510-UL®	T20-7-510-UL®

Note: Bolded products are stocked and shipped in 100, 250, 500 and 1000 foot spools.

Available Constructions

1	2	3	4	5	6	7	8	9						
				-	-	5	1	0-U L						
<p>1. ASTM E 230 Calibrations</p> <table border="0"> <tr> <td>E</td> <td>K</td> <td>S</td> </tr> <tr> <td>J</td> <td>N</td> <td>T</td> </tr> </table>									E	K	S	J	N	T
E	K	S												
J	N	T												
<p>2-3. AWG</p> <table border="0"> <tr> <td>20</td> <td>16</td> </tr> <tr> <td>20 stranded (7/28)</td> <td>16 stranded (7/24)</td> </tr> </table>									20	16	20 stranded (7/28)	16 stranded (7/24)		
20	16													
20 stranded (7/28)	16 stranded (7/24)													
<p>4. Conductor Type/Tolerance</p> <p>5 = Extension grade, solid wire, standard tolerance 6 = Extension grade, solid wire, special tolerance 7 = Extension grade, stranded wire, standard tolerance 8 = Extension grade, stranded wire, special tolerance</p>														

Note: Minimum order sizes apply for non-stock constructions.

Performance Capabilities

- UL® listed 300V PLTC
- Listed under UL® Subject 13, File Number E116321
- Passes IEEE 383 70,000 BTU/hour flame test
- Passes VW-1 flame test

- Non-propagating
- UV light resistant
- Continuous temperature rating 105°C (220°F)
- Flexible PVC plastic insulation
- Available with optional metallic overbraid for additional abrasion resistance

Applications

- General use extension wire

Continuous Use Temp.	Single Use Temp.
105°C (220°F)	105°C (220°F)

Resistance Properties		
Moisture	Chemical	Abrasion
Excellent	Good	Good

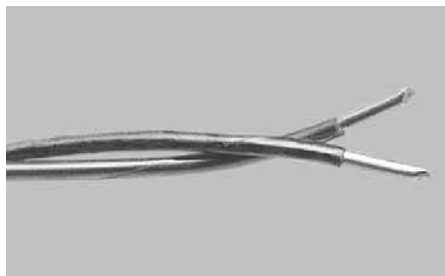
Wire Specifications

AWG	Nominal Conductor Size in. (mm)		Nominal Insulation Thickness		Nominal Overall Size in. (mm)		Approximate Shipping Weight lbs/1000 ft (kg/km)	
			Conductor in. (mm)	Overall in. (mm)				
20	0.032	(0.813)	0.015 (0.381)	0.035 (0.889)	0.198	(5.03)	27	(40.2)
20 S* (7/28)	0.038	(0.965)	0.015 (0.381)	0.035 (0.889)	0.210	(5.33)	29	(43.2)
18	0.040	(1.02)	0.020 (0.508)	0.035 (0.889)	0.234	(5.94)	35	(52.2)
18 S* (7/26)	0.048	(1.22)	0.020 (0.508)	0.035 (0.889)	0.250	(6.35)	37	(55.1)
16	0.051	(1.29)	0.020 (0.508)	0.035 (0.889)	0.256	(6.50)	48	(71.5)
16 S* (7/24)	0.060	(1.52)	0.020 (0.508)	0.035 (0.889)	0.274	(6.96)	51	(76.0)

* "S" denotes stranded wire: e.g., "20 S (7/28)" is seven strands of 28 gauge wire to make a 20 gauge stranded conductor.

SERV-RITE Wire and Cable

Thermocouple Wire Polyimide Insulated and Twisted SERIES 511



SERIES 511 is the most economical polyimide taped construction. The polyimide film applied to the conductors is considered to be the ultimate “soft” insulation. The tape maintains its strength at temperatures to 315°C (600°F). The FEP laminate serves as a moisture barrier and allows the tape to fused with itself. The finished construction will not unravel when cut.

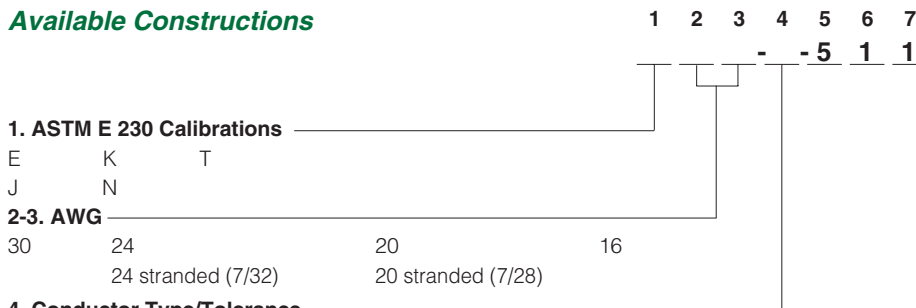
The SERIES 511 conductors are wrapped with the polyimide tape which is fused to itself. Each conductor is color coded with a colored thread under the tape. The final operation is twisting the insulated conductors into a duplex construction, thereby eliminating the overall duplex insulation and minimizing cost.

Popular Constructions

Grade	AWG	Wire Type	Limits of Error	Type K	Type J
Thermocouple	20	Solid	Standard	K20-1-511	J20-1-511
			Special	K20-2-511	J20-2-511
	24	Solid	Standard	K24-1-511	J24-1-511
			Special	K24-2-511	J24-2-511

Note: **Bolded** products are stocked and shipped in 100, 250, 500 and 1000 foot spools.

Available Constructions



4. Conductor Type/Tolerance

- 1 = Thermocouple grade, solid wire, standard tolerance
- 2 = Thermocouple grade, solid wire, special tolerance
- 3 = Thermocouple grade, stranded wire, standard tolerance
- 4 = Thermocouple grade, stranded wire, special tolerance

Note: Minimum order sizes apply for non-stock construction.

Performance Capabilities

- Continuous temperature rating 315°C (600°F)
- Polyimide fused tape insulation
- Twisted design has no outer jacket
- Colored tracer used to indicate calibration type

- Available with optional metallic overbraid for additional abrasion resistance

Applications

- Aerospace
- Petrochemical
- Plastics

*Continuous Use Temp.	*Single Use Temp.
315°C (600°F)	430°C (800°F)

Resistance Properties		
Moisture	Chemical	Abrasion
Excellent	Excellent	Excellent

Wire Specifications

AWG	Nominal Conductor Size in. (mm)	Nominal Conductor Insulation Thickness		Nominal Overall Size		Approximate Shipping Weight	
		in.	(mm)	in.	(mm)	lbs/1000 ft	(kg/km)
30	0.010 (0.254)	0.004	(0.102)	0.040	(1.02)	3	(4.5)
24	0.020 (0.508)	0.005	(0.127)	0.060	(1.52)	4	(6.0)
24 S** (7/32)	0.024 (0.610)	0.005	(0.127)	0.068	(1.73)	5	(7.5)
20	0.032 (0.813)	0.005	(0.127)	0.084	(2.13)	8	(11.9)
20 S** (7/28)	0.038 (0.965)	0.005	(0.127)	0.094	(2.39)	9	(13.4)
16	0.051 (1.29)	0.005	(0.127)	0.122	(3.10)	19	(28.3)

* FEP laminate melts at approximately 260°C (500°F).

** “S” denotes stranded wire: e.g., “24 S (7/32)” is seven strands of 32 gauge wire to make a 24 gauge stranded conductor.

SERV-RITE® Wire and Cable

SERV-RITE Wire and Cable

Thermocouple Wire

Polyimide Insulated SERIES 512



The SERIES 512 is a heavier duty version of SERIES 511 construction, using the same polyimide insulation. Color coding is accomplished using the same colored thread “tracers.” However, the SERIES 512 has a duplex insulation of polyimide tape. The extra wall of tape yields a construction with increased abrasion resistance.

For higher temperature requirements, choose one of our fiberglass insulated wires.

For improved abrasion resistance, and easier color identification of conductors, specify SERIES 513 (see page 205) when consulting the factory.

*Continuous Use Temp.	*Single Use Temp.
315°C (600°F)	430°C (800°F)

Resistance Properties		
Moisture	Chemical	Abrasion
Excellent	Excellent	Excellent

Wire Specifications

AWG	Nominal Conductor Size in. (mm)	Nominal Insulation Thickness		Nominal Overall Size in. (mm)	Approximate Shipping Weight lbs/1000 ft (kg/km)
		Conductor in. (mm)	Overall in. (mm)		
30	0.010 (0.254)	0.004 (0.102)	0.005 (0.127)	0.026 x 0.044 (0.660 x 1.18)	3 (4.5)
24	0.020 (0.508)	0.005 (0.127)	0.005 (0.127)	0.036 x 0.064 (0.914 x 1.626)	5 (7.5)
24 S** (7/32)	0.024 (0.610)	0.005 (0.127)	0.005 (0.127)	0.043 x 0.066 (1.092 x 1.676)	6 (8.9)
20	0.032 (0.813)	0.005 (0.127)	0.005 (0.127)	0.048 x 0.088 (1.219 x 2.235)	8 (11.9)
20 S** (7/28)	0.038 (0.965)	0.005 (0.127)	0.005 (0.127)	0.056 x 0.098 (1.42 x 2.490)	9 (13.4)
16	0.051 (1.29)	0.005 (0.127)	0.005 (0.127)	0.071 x 0.132 (1.80 x 3.35)	19 (28.3)
16 S** (7/24)	0.060 (1.52)	0.005 (0.127)	0.005 (0.127)	0.084 x 0.148 (2.134 x 3.760)	21 (31.3)

*FEP laminate melts at approximately 260°C (500°F).

** “S” denotes stranded wire: e.g., “24 S (7/32)” is seven strands of 32 gauge wire to make a 24 gauge stranded conductor.

Popular Constructions

Grade	AWG	Wire Type	Limits of Error	Type K	Type J
Thermocouple	20	Solid	Standard	K20-1-512	J20-1-512
			Special	K20-2-512	J20-2-512
	24	Solid	Standard	K20-3-512	J20-3-512
			Special	K24-1-512	J24-1-512
	24	Solid	Standard	K24-1-512	J24-1-512
			Special	K24-2-512	J24-2-512

Note: **Bolded** products are stocked and shipped in 100, 250, 500 and 1000 foot spools.

Available Constructions

	1	2	3	4	5	6	7
1. ASTM E 230 Calibrations							
E	K	T					
J	N						
2-3. AWG							
30	24	20	16				
	24 stranded (7/32)	20 stranded (7/28)	16 stranded (7/24)				
4. Conductor Type/Tolerance							
	1	2	3	4	5	6	7
					-5	1	2

1 = Thermocouple grade, solid wire, standard tolerance

2 = Thermocouple grade, solid wire, special tolerance

3 = Thermocouple grade, stranded wire, standard tolerance

4 = Thermocouple grade, stranded wire, special tolerance

Note: Minimum order sizes apply for non-stock constructions.

Performance Capabilities

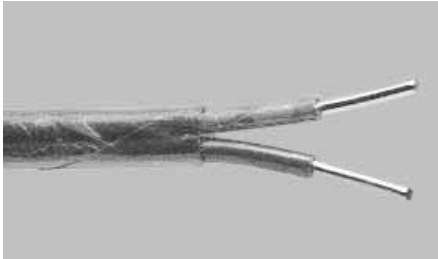
- Continuous temperature rating 315°C (600°F)
- Polyimide fused tape insulation
- Colored tracer used to indicate calibration type
- Available with optional metallic overbraid for additional abrasion resistance

Applications

- Aerospace
- Petrochemical
- Plastics

SERV-RITE Wire and Cable

Thermocouple Wire Double Polyimide Insulated SERIES 513



The SERIES 513 is the ultimate polyimide insulated wire. The multiple polyimide tape layers along with fully color coded conductors make this insulation system the choice for high reliability circuits. Abrasion, moisture and chemical resistance are all enhanced by additional layers of tape and application of polyimide varnish.

The actual construction consists of a double polyimide tape layer applied to each conductor. The tape is fused by heating. Each insulated single conductor is then coated to impart the proper color code. Finally, the insulated conductors are laid parallel and covered by a double, heat fused layer of polyimide tape. When applications require higher heat resistance, it is necessary to specify fiberglass insulation.

Popular Constructions

Grade	AWG	Wire Type	Limits of Error	Type K	Type J
Thermocouple	20	Solid	Standard	K20-1-513	J20-1-513
			Special	K20-2-513	J20-2-513
	Stranded	Standard	K20-3-513	J20-3-513	
		Special	K20-4-513	J20-4-513	
	24	Solid	Standard	K24-1-513	J24-1-513
			Special	K24-2-513	J24-2-513
30	Solid	Special	K30-2-513	J24-2-513	

Note: **Bolded** products are stocked and shipped in 100, 250, 500 and 1000 foot spools.

Available Constructions

1. ASTM E 230 Calibrations

E K T
J N

2-3. AWG

30 24 20
24 stranded (7/32) 20 stranded (7/28)

4. Conductor Type/Tolerance

- 1 = Thermocouple grade, solid wire, standard tolerance
- 2 = Thermocouple grade, solid wire, special tolerance
- 3 = Thermocouple grade, stranded wire, standard tolerance
- 4 = Thermocouple grade, stranded wire, special tolerance

Note: Minimum order sizes apply for non-stock constructions.

Performance Capabilities

- Continuous temperature rating 315°C (600°F)
- Double polyimide fused tape insulation
- Colored coated conductors used to indicate calibration type

- Available with optional metallic overbraid for additional abrasion resistance

Applications

- Aerospace
- Petrochemical
- Plastics

*Continuous Use Temp.	*Single Use Temp.
315°C (600°F)	430°C (800°F)

Resistance Properties		
Moisture	Chemical	Abrasion
Excellent	Excellent	Excellent

Wire Specifications

AWG	Nominal Conductor Size in. (mm)	Nominal Insulation Thickness		Nominal Overall Size in. (mm)	Approximate Shipping Weight lbs/1000 ft (kg/km)
		Conductor in. (mm)	Overall in. (mm)		
30	0.010 (0.254)	0.006 (0.152)	0.006 (0.152)	0.038 x 0.058 (0.097 x 1.47)	3 (4.5)
24	0.020 (0.508)	0.006 (0.152)	0.006 (0.152)	0.054 x 0.076 (1.37 x 1.93)	5 (7.5)
24 S** (7/32)	0.024 (0.610)	0.006 (0.152)	0.006 (0.152)	0.056 x 0.084 (1.42 x 2.13)	6 (8.9)
20	0.032 (0.813)	0.006 (0.152)	0.006 (0.152)	0.065 x 0.100 (1.65 x 2.54)	10 (14.9)
20 S** (7/28)	0.038 (0.965)	0.006 (0.152)	0.006 (0.152)	0.070 x 0.112 (1.78 x 2.84)	11 (16.4)


*FEP laminate melts at approximately 260°C (500°F).

** "S" denotes stranded wire: e.g., "24 S (7/32)" is seven strands of 32 gauge wire to make a 24 gauge stranded conductor.

SERV-RITE Wire and Cable

Thermocouple Wire

PFA Insulated Thermocouple and Extension Wire SERIES 516



A relatively new fluoroplastic, PFA, is the insulation on SERIES 516. PFA's temperature rating is only slightly less than TFE. However, PFA can be applied using conventional extrusion techniques. This produces a smooth finish, as opposed to the spiral usually associated with TFE tape constructions. This is important in the food industry where taped constructions present cleaning problems. The smooth surface also allows this construction to be pulled through conduits and cut-outs more easily.

Once each conductor has been coated with a color coded PFA layer, they are laid parallel and again coated with PFA.

Continuous Use Temp.	Single Use Temp.
260°C (500°F)	105°C (220°F)

Resistance Properties		
Moisture	Chemical	Abrasion
Excellent	Excellent	Good

Popular Constructions

Grade	AWG	Wire Type	Limits of Error	Type K	Type J	Type T
Thermocouple	20	Solid	Standard	K20-1-516	J20-1-516	T20-1-516
		Solid	Special	K20-2-516	J20-2-516	T20-2-516
		Stranded	Standard	K20-3-516	J20-3-516	T20-3-516
	24	Solid	Standard	K24-1-516	J24-1-516	T20-1-516
		Solid	Special	K24-2-516	J24-2-516	T20-2-516
		Stranded	Standard	K24-3-516	J24-3-516	T20-3-516

Grade	AWG	Wire Type	Limits of Error	Type E
Thermocouple	20	Solid	Standard	E20-1-516
		Solid	Special	E20-2-516
		Stranded	Standard	E20-3-516
	24	Solid	Standard	E24-1-516
		Solid	Special	E24-2-516
		Stranded	Standard	E24-3-516

Note: Bolded products are stocked and shipped in 100, 250, 500 and 1000 foot spools.

Available Constructions

1	2	3	4	5	6	7
				-5	1	6
1. ASTM E 230 Calibrations						
B	E	K	S			
C	J	N	T			
2-3. AWG						
36	24		20		16	
30	24 stranded (7/32)		20 stranded (7/28)		16 stranded (7/24)	
4. Conductor Type/Tolerance						

- 1 = Thermocouple grade, solid wire, standard tolerance
- 2 = Thermocouple grade, solid wire, special tolerance
- 3 = Thermocouple grade, stranded wire, standard tolerance
- 4 = Thermocouple grade, stranded wire, special tolerance
- 5 = Extension grade, solid wire, standard tolerance
- 6 = Extension grade, solid wire, special tolerance
- 7 = Extension grade, stranded wire, standard tolerance
- 8 = Extension grade, stranded wire, special tolerance

Note: Minimum order sizes apply for non-stock constructions.

Performance Capabilities

- Continuous temperature rating 260°C (500°F)
- Flexible TFE plastic insulation
- Available with optional metallic overbraid for additional abrasion resistance

Applications

- General use extension wire

SERV-RITE Wire and Cable

Thermocouple Wire

PFA Insulated Thermocouple and Extension Wire SERIES 516 (con't)

Wire Specifications

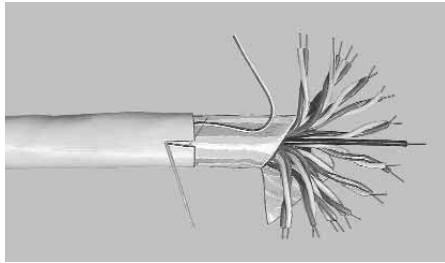
AWG	Nominal Conductor Size in. (mm)	Nominal Insulation Thickness		Nominal Overall Size in. (mm)	Approximate Shipping Weight lbs/1000 ft (kg/km)
		Conductor in. (mm)	Overall in. (mm)		
36	0.005 (0.127)	0.003 (0.076)	0.003 (0.076)	0.017 x 0.028 (0.432 x 0.711)	3.0 (2)
30	0.010 (0.254)	0.003 (0.076)	0.003 (0.076)	0.022 x 0.038 (0.559 x 0.965)	4.5 (3)
24	0.020 (0.508)	0.008 (0.203)	0.010 (0.254)	0.056 x 0.092 (1.42 x 2.34)	11.9 (8)
24 S* (7/32)	0.024 (0.610)	0.008 (0.203)	0.010 (0.254)	0.060 x 0.100 (1.52 x 2.54)	13.4 (9)
20	0.032 (0.813)	0.008 (0.203)	0.010 (0.254)	0.068 x 0.116 (1.73 x 2.95)	17.9 (12)
20 S* (7/28)	0.038 (0.965)	0.008 (0.203)	0.010 (0.254)	0.074 x 0.128 (1.88 x 3.25)	20.9 (14)
16	0.051 (1.29)	0.010 (0.254)	0.012 (0.305)	0.095 x 0.166 (2.41 x 4.22)	40.2 (27)
16 S* (7/24)	0.060 (1.52)	0.010 (0.254)	0.012 (0.305)	0.104 x 0.184 (2.64 x 4.67)	43.2 (29)

* "S" denotes stranded wire: e.g., "24 S (7/32)" is seven strands of 32 gauge wire to make a 24 gauge stranded conductor.

SERV-RITE Wire and Cable

Multi-Pair Cable

PVC Insulated Multi-Pair 300 V UL® Listed PLTC Extension Cable SERIES 900 UL® and 900



SERIES 900 UL® is our family of multi-pair cables for UL® PLTC applications. Standard SERIES 900 UL® cables of different pair counts in most calibrations can be shipped quickly.

SERIES 900 UL® and 900 cable starts by insulating conductors with 105°C (220°F) PVC. For identification, one conductor of each pair is numbered and twisted with its counterpart. These “twisted pairs” are cabled with an additional insulated copper wire for communication use. The entire cable is wrapped with clear polyester tape to minimize the chance of short circuits to the cable’s shield. An aluminized polyester tape shield is then spirally applied. A copper drain wire and heavy ripcord are longitudinally applied under the final jacket of color coded PVC.

Wire Specifications

No. of Pairs	AWG	Nominal Conductor Size in. (mm)	Nominal Insulation Thickness		Nominal Overall Size in. (mm)	Approximate Shipping Weight lbs/1000 ft (kg/km)	
			Conductor in. (mm)	Overall in. (mm)			
2	20	0.032 (0.813)	0.015 (0.381)	0.050 (1.27)	0.290 (7.37)	72 (107.3)	
4	20	0.032 (0.813)	0.015 (0.381)	0.050 (1.27)	0.350 (8.89)	94 (140.1)	
6	20	0.032 (0.813)	0.015 (0.381)	0.050 (1.27)	0.405 (10.29)	116 (172.8)	
8	20	0.032 (0.813)	0.015 (0.381)	0.050 (1.27)	0.440 (11.18)	140 (208.6)	
10	20	0.032 (0.813)	0.015 (0.381)	0.050 (1.27)	0.490 (12.45)	164 (244.4)	
12	20	0.032 (0.813)	0.015 (0.381)	0.060 (1.52)	0.535 (13.59)	188 (280.1)	
16	20	0.032 (0.813)	0.015 (0.381)	0.060 (1.52)	0.610 (15.49)	240 (357.6)	
20	20	0.032 (0.813)	0.015 (0.381)	0.060 (1.52)	0.650 (16.51)	292 (435.1)	
24	20	0.032 (0.813)	0.015 (0.381)	0.060 (1.52)	0.710 (18.03)	344 (512.6)	

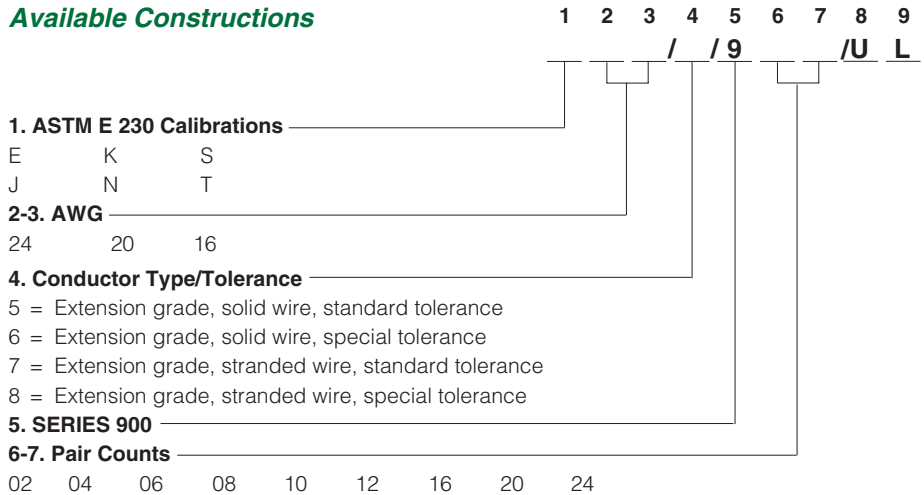
Popular Constructions

Grade	AWG	Wire Type	Limits of Error	Type K	Type J	Type T
Extension (4 pr)	20	Solid	Standard	K20-5-904	J20-5-904	T20-5-904
Extension (8 pr)	20	Solid	Standard	K20-5-908	J20-5-908	T20-5-908
Extension (4 pr)	24	Solid	Standard	K24-5-904	J24-5-904	T24-5-904
Extension (8 pr)	24	Solid	Standard	K24-5-908	J24-5-908	T24-5-908

Popular Constructions UL® Listed

Grade	AWG	Wire Type	Limits of Error	Type K	Type J	Type T
Extension (4 pr)	20	Solid	Standard	K20-5-904-UL®	J20-5-904-UL®	T20-5-904-UL®
Extension (8 pr)	20	Solid	Standard	K20-5-908-UL®	J20-5-908-UL®	T20-5-908-UL®
Extension (4 pr)	24	Solid	Standard	K24-5-904-UL®	J24-5-904-UL®	T24-5-904-UL®
Extension (8 pr)	24	Solid	Standard	K24-5-908-UL®	J24-5-908-UL®	T24-5-908-UL®

Available Constructions



Note: Minimum order sizes apply for non-stock constructions.

Performance Capabilities

- Continuous temperature rating 105°C (220°F)

Continuous Use Temp.	Single Use Temp.
105°C (220°F)	105°C (220°F)

Resistance Properties		
Moisture	Chemical	Abrasion
Excellent	Good	Good

- Flexible PVC plastic insulation
- Multipair cable with overall shield
- Available in UL® listed 300V PLTC design also
- Available with optional metallic overbraid for additional abrasion resistance


Applications

- General use extension wire

SERV-RITE Wire and Cable

Multi-Pair Cable

**PVC Insulated Multi-Pair
300 V UL® Listed PLTC
Extension Cable with
Individual and Overall Shield
SERIES 1000 UL® and 1000**



SERIES 1000 UL® is our family of individually shielded and isolated multipair cables* for UL® PLTC applications. SERIES 1000 is the non UL® equivalent. SERIES 1000 UL® cables are made by insulating conductors with 105°C (220°F) PVC. For identification, one conductor of each pair is numbered and twisted with its counterpart. The pairs are then spirally wrapped with an aluminized polyester tape and drain wire to isolate them in the cable. This eliminates “noise” that can exist in a circuit. Individual pairs are then cabled with an additional insulated copper wire for communication use. These cables are ideal for data signals.

Continuous Use Temp.	Single Use Temp.
105°C (220°F)	105°C (220°F)

Resistance Properties		
Moisture	Chemical	Abrasion
Excellent	Good	Good

Wire Specifications

No. of Pairs	AWG	Nominal Conductor Size in. (mm)	Nominal Insulation Thickness		Nominal Overall Size in. (mm)	Approximate Shipping Weight	
			Conductor in. (mm)	Overall in. (mm)		lbs/1000 ft	(kg/km)
2	20	0.032 (0.813)	0.015 (0.381)	0.050 (1.27)	0.305 (7.75)	77	(114.7)
4	20	0.032 (0.813)	0.015 (0.381)	0.050 (1.27)	0.385 (9.78)	104	(155.0)
6	20	0.032 (0.813)	0.015 (0.381)	0.050 (1.27)	0.445 (11.30)	131	(195.2)
8	20	0.032 (0.813)	0.015 (0.381)	0.050 (1.27)	0.490 (12.45)	160	(238.4)
10	20	0.032 (0.813)	0.015 (0.381)	0.060 (1.52)	0.560 (14.22)	189	(281.6)
12	20	0.032 (0.813)	0.015 (0.381)	0.060 (1.52)	0.610 (15.49)	218	(324.8)
16	20	0.032 (0.813)	0.015 (0.381)	0.060 (1.52)	0.640 (16.26)	280	(417.2)
20	20	0.032 (0.813)	0.015 (0.381)	0.060 (1.52)	0.710 (18.03)	342	(509.6)
24	20	0.032 (0.813)	0.015 (0.381)	0.060 (1.52)	0.805 (20.45)	404	(602.0)

Popular Constructions

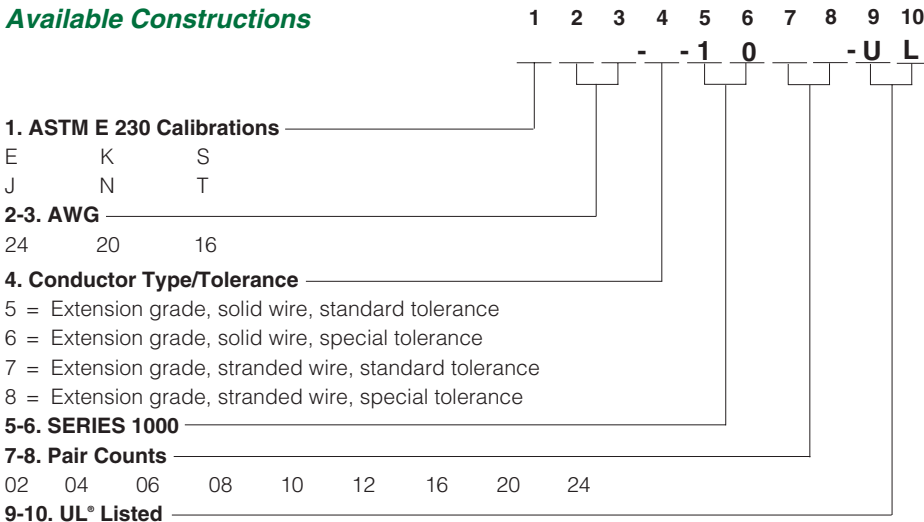
Grade	AWG	Wire Type	Limits of Error	Type K	Type J	Type T
Extension (4 pr)	20	Solid	Standard	K20-5-1004	J20-5-1004	T20-5-1004
Extension (8 pr)	20	Solid	Standard	K20-5-1008	J20-5-1008	T20-5-1008
Extension (4 pr)	24	Solid	Standard	K24-5-1004	J24-5-1004	T24-5-1004
Extension (8 pr)	24	Solid	Standard	K24-5-1008	J24-5-1008	T24-5-1008

Popular Constructions UL® Listed

Grade	AWG	Wire Type	Limits of Error	Type K	Type J	Type T
Extension (4 pr)	20	Solid	Standard	K20-5-1004-UL®	J20-5-1004-UL®	T20-5-1004-UL®
Extension (8 pr)	20	Solid	Standard	K20-5-1008-UL®	J20-5-1008-UL®	T20-5-1008-UL®
Extension (4 pr)	24	Solid	Standard	K24-5-1004-UL®	J24-5-1004-UL®	T24-5-1004-UL®
Extension (8 pr)	24	Solid	Standard	K24-5-1008-UL®	J24-5-1008-UL®	T24-5-1008-UL®

Note: Bolded products are stocked and shipped in 100, 250, 500 and 1000 foot spools.

Available Constructions



Leave blank for no UL®

Note: Minimum order sizes apply for non-stock constructions.

Performance Capabilities

- Continuous temperature rating 105°C (220°F)
- Flexible PVC plastic insulation
- Multipair cable with individual pair and overall shields
- Available in UL® listed 300V PLTC design

- Available with optional metallic overbraid for additional abrasion resistance

Applications

- General use extension wire